

# 2023 Annual Agency Profile - Bluegrass Community Action Agency (NTD ID 40948)

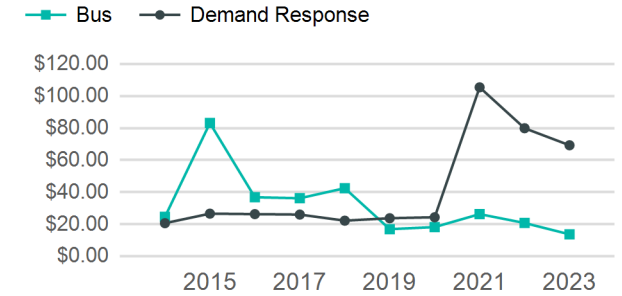
**Mailing Address:** 111 PROFESSIONAL CT  
FRANKFORT, KY

**Website:** [http://www.bluegrasscommunityaction.org/bgcap\\_bus.html](http://www.bluegrasscommunityaction.org/bgcap_bus.html)

## Service Consumed

**Annual Unlinked Trips (UPT)** 164,461

## Operating Expenses per Vehicle Revenue Mile



## Assets

**Revenue Vehicles** 152  
**Service Vehicles**  
**Facilities** 1

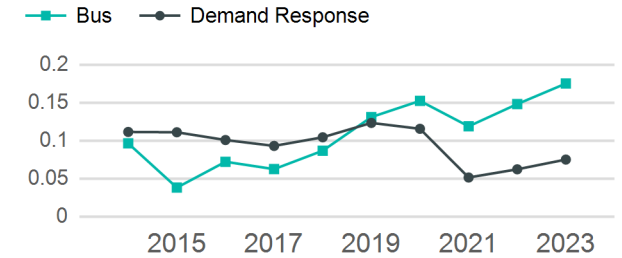
## Service Supplied

**Annual Vehicle Revenue Miles (VRM)** 2,006,215  
**Annual Vehicle Revenue Hours (VRH)** 147,357  
**Vehicles Operated in Maximum Service (VOMS)** 119

## Modal Characteristics

Mode	Annual Unlinked Passenger Trips	Directly Operated VOMS	Purchased Transportation VOMS	Annual Vehicle Revenue Miles	Annual Vehicle Revenue Hours
Demand Response	140,298	109	0	1,868,299	131,930
Bus	24,163	10	0	137,916	15,427
<b>Total</b>	<b>164,461</b>	<b>119</b>	<b>0</b>	<b>2,006,215</b>	<b>147,357</b>

## Unlinked Passenger Trip per Vehicle Revenue Mile



## Metrics

### Service Efficiency

### Service Effectiveness

Mode	OE per VRM	OE per VRH	UPT per VRM	UPT per VRH	OE per UPT
Demand Response	\$5.20	\$73.67	0.1	1.1	\$69.27
Bus	\$2.41	\$21.53	0.2	1.6	\$13.75
<b>Total</b>	<b>\$5.01</b>	<b>\$68.21</b>	<b>0.1</b>	<b>1.1</b>	<b>\$61.12</b>

# 2023 Annual Agency Profile - Bluegrass Community Action Agency (NTD ID 40948)

## 2023 Funding Breakdown

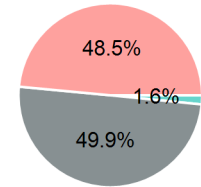
### Summary of Operating Expenses (OE)

Mode	Operating Expenses	Fare Revenues
Demand Response	\$9,718,900	\$0
Bus	\$332,215	\$0
<b>Total</b>	<b>\$10,051,115</b>	<b>\$0</b>

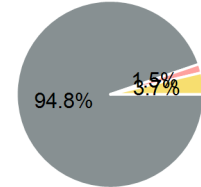
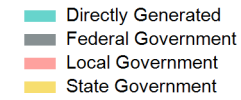
### Sources of Operating Funds Expended

Directly Generated	\$159,028
Federal Government	\$5,017,367
Local Government	\$4,874,720
State Government	\$0
<b>Total Operating Funds Expended</b>	<b>\$10,051,115</b>

### Operating Funding Sources



### Capital Funding Sources



### Sources of Capital Funds Expended

Directly Generated	\$0
Federal Government	\$2,637,153
Local Government	\$42,165
State Government	\$103,217
<b>Total Capital Funds Expended</b>	<b>\$2,782,535</b>

## 2023 Asset Management

<b>Transit Asset Management (TAM) Tier</b>	Tier II	<b>TAM Sponsor NTD ID</b>	4R04
--	---------	---------------------------	------

### Metrics

Mode	Average Fleet Age in Years
Demand Response	5.8
Bus	3.3