

# 2023 Annual Agency Profile - Burke County (NTD ID 40951)

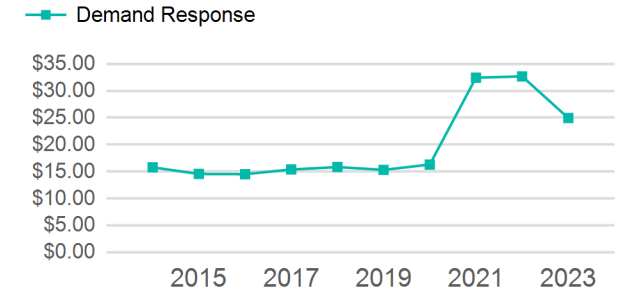
**Mailing Address:** 729 W 6TH ST  
WAYNESBORO, GA

**Website:** [https://burkecounty-ga.gov/departments/burke\\_transit.php](https://burkecounty-ga.gov/departments/burke_transit.php)

## Service Consumed

Annual Unlinked Trips (UPT) 17,139

## Operating Expenses per Vehicle Revenue Mile



## Assets

Revenue Vehicles 7  
Service Vehicles  
Facilities

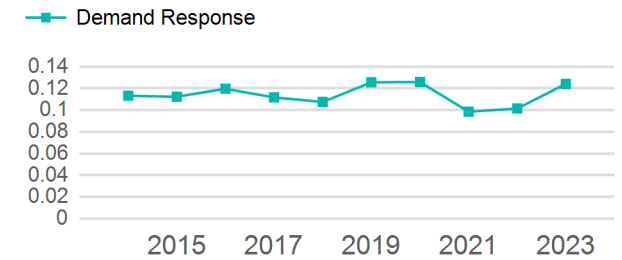
## Service Supplied

Annual Vehicle Revenue Miles (VRM) 137,999  
Annual Vehicle Revenue Hours (VRH) 8,034  
Vehicles Operated in Maximum Service (VOMS) 8

## Modal Characteristics

Mode	Annual Unlinked Passenger Trips	Directly Operated VOMS	Purchased Transportation VOMS	Annual Vehicle Revenue Miles	Annual Vehicle Revenue Hours
Demand Response	17,139	8	0	137,999	8,034
<b>Total</b>	<b>17,139</b>	<b>8</b>	<b>0</b>	<b>137,999</b>	<b>8,034</b>

## Unlinked Passenger Trip per Vehicle Revenue Mile



Mode	Service Efficiency		Service Effectiveness		
	OE per VRM	OE per VRH	UPT per VRM	UPT per VRH	OE per UPT
Demand Response	\$3.10	\$53.23	0.1	2.1	\$24.95
<b>Total</b>	<b>\$3.10</b>	<b>\$53.23</b>	<b>0.1</b>	<b>2.1</b>	<b>\$24.95</b>

# 2023 Annual Agency Profile - Burke County (NTD ID 40951)

## 2023 Funding Breakdown

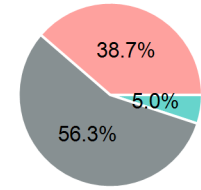
### Summary of Operating Expenses (OE)

Mode	Operating Expenses	Fare Revenues
Demand Response	\$427,655	\$0
<b>Total</b>	<b>\$427,655</b>	<b>\$0</b>

### Sources of Operating Funds Expended

Directly Generated	\$21,555
Federal Government	\$240,561
Local Government	\$165,539
State Government	\$0
<b>Total Operating Funds Expended</b>	<b>\$427,655</b>

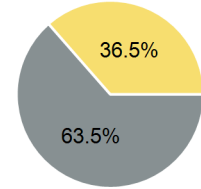
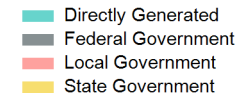
### Operating Funding Sources



### Sources of Capital Funds Expended

Directly Generated	\$0
Federal Government	\$69,702
Local Government	\$0
State Government	\$39,984
<b>Total Capital Funds Expended</b>	<b>\$109,686</b>

### Capital Funding Sources



## 2023 Asset Management

<b>Transit Asset Management (TAM) Tier</b>	Tier II	<b>TAM Sponsor NTD ID</b>	4R03
--	---------	---------------------------	------

### Metrics

Mode	Average Fleet Age in Years
Demand Response	5.4