

2023 Annual Agency Profile - Williamsburg County (NTD ID 40952)

Mailing Address:

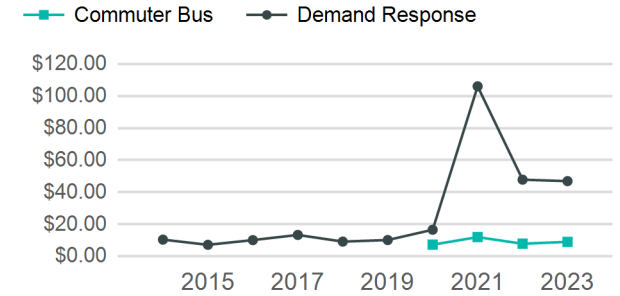
, SC

Website: <http://www.wctransit.org>

Service Consumed

Annual Unlinked Trips (UPT) 55,214

Operating Expenses per Vehicle Revenue Mile



Assets

Revenue Vehicles	34
Service Vehicles	5
Facilities	1

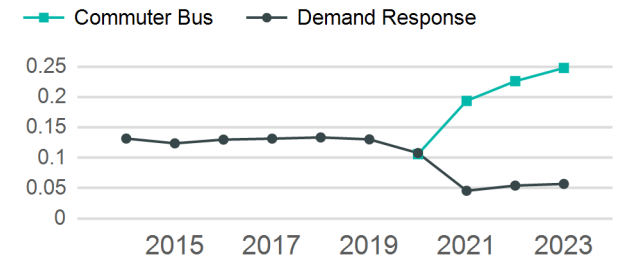
Service Supplied

Annual Vehicle Revenue Miles (VRM)	390,083
Annual Vehicle Revenue Hours (VRH)	29,042
Vehicles Operated in Maximum Service (VOMS)	27

Modal Characteristics

Mode	Annual Unlinked Passenger Trips	Directly Operated VOMS	Purchased Transportation VOMS	Annual Vehicle Revenue Miles	Annual Vehicle Revenue Hours
Commuter Bus	42,815	4	0	172,685	14,576
Demand Response	12,399	23	0	217,398	14,466
Total	55,214	27	0	390,083	29,042

Unlinked Passenger Trip per Vehicle Revenue Mile



Metrics

Service Efficiency

Service Effectiveness

Mode	OE per VRM	OE per VRH	UPT per VRM	UPT per VRH	OE per UPT
Commuter Bus	\$2.25	\$26.63	0.2	2.9	\$9.06
Demand Response	\$2.68	\$40.21	0.1	0.9	\$46.92
Total	\$2.49	\$33.39	0.1	1.9	\$17.57

2023 Annual Agency Profile - Williamsburg County (NTD ID 40952)

2023 Funding Breakdown

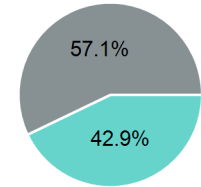
Summary of Operating Expenses (OE)

Mode	Operating Expenses	Fare Revenues
Commuter Bus	\$388,093	\$0
Demand Response	\$581,742	\$0
Total	\$969,835	\$0

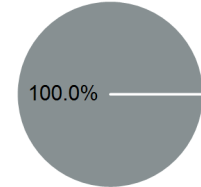
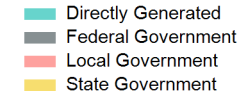
Sources of Operating Funds Expended

Directly Generated	\$416,077
Federal Government	\$553,758
Local Government	\$0
State Government	\$0
Total Operating Funds Expended	\$969,835

Operating Funding Sources



Capital Funding Sources



Sources of Capital Funds Expended

Directly Generated	\$0
Federal Government	\$104,747
Local Government	\$0
State Government	\$0
Total Capital Funds Expended	\$104,747

2023 Asset Management

Transit Asset Management (TAM) Tier	Tier II	TAM Sponsor NTD ID	4R07
--	---------	---------------------------	------

Metrics

Mode	Average Fleet Age in Years
Commuter Bus	10.2
Demand Response	8.5