

2023 Annual Agency Profile - South Central Tennessee Development District (NTD ID 40954)

Mailing Address: 101 SAM WATKINS BLVD
MT PLEASANT, TN

Website: <https://www.sctdd.org/transportation/>

Geographic Coverage

Primary Urbanized/Rural Area Spring Hill, TN
Service Area Population 417,789
Service Area Sq. Miles 6,415
Other Areas Served:
 Tennessee Non-UZA

Assets

Revenue Vehicles 180
Service Vehicles
Facilities 1

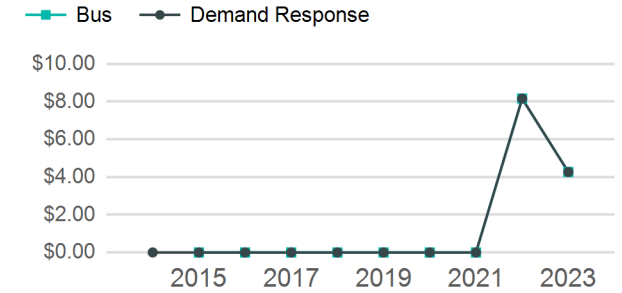
Service Consumed

Annual Unlinked Trips (UPT) 182,506

Service Supplied

Annual Vehicle Revenue Miles (VRM) 1,962,070
Annual Vehicle Revenue Hours (VRH) 120,875
Vehicles Operated in Maximum Service (VOMS) 126

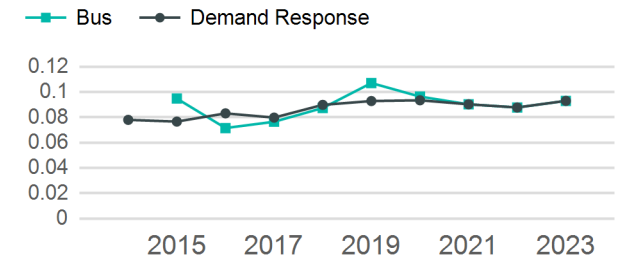
Operating Expenses per Vehicle Revenue Mile



Modal Characteristics

Mode	Annual Unlinked Passenger Trips	Directly Operated VOMS	Purchased Transportation VOMS	Annual Vehicle Revenue Miles	Annual Vehicle Revenue Hours
Bus	31,544	14	0	339,120	16,611
Demand Response	150,962	112	0	1,622,950	104,264
Total	182,506	126	0	1,962,070	120,875

Unlinked Passenger Trip per Vehicle Revenue Mile



Metrics

Service Efficiency

Service Effectiveness

Mode	OE per VRM	OE per VRH	UPT per VRM	UPT per VRH	OE per UPT
Bus	\$4.27	\$87.12	0.1	1.9	\$45.87
Demand Response	\$4.27	\$66.42	0.1	1.4	\$45.87
Total	\$4.27	\$69.27	0.1	1.5	\$45.87

2023 Annual Agency Profile - South Central Tennessee Development District (NTD ID 40954)

2023 Funding Breakdown

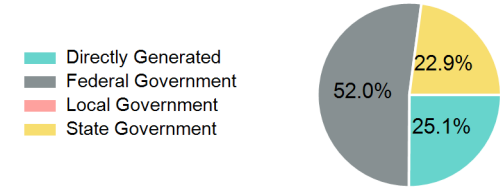
Summary of Operating Expenses (OE)

Mode	Operating Expenses	Fare Revenues
Bus	\$1,447,077	\$0
Demand Response	\$6,925,377	\$0
Total	\$8,372,454	\$0

Sources of Operating Funds Expended

Directly Generated	\$2,099,243
Federal Government	\$4,357,132
Local Government	\$0
State Government	\$1,916,079
Total Operating Funds Expended	\$8,372,454

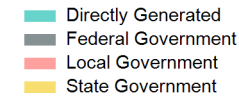
Operating Funding Sources



Capital Funding Sources

Sources of Capital Funds Expended

Directly Generated	\$0
Federal Government	\$0
Local Government	\$0
State Government	\$0
Total Capital Funds Expended	\$0



2023 Asset Management

Transit Asset Management (TAM) Tier Tier I (Non-Fixed Route VOMS)

TAM Sponsor NTD ID 4R08

Metrics

Mode	Average Fleet Age in Years
Bus	8.4
Demand Response	8.7