

2023 Annual Agency Profile - Hinds County Human Resource Agency (NTD ID 40955)

Mailing Address: 258 MADDOX RD
JACKSON, MS

Website: <http://www.hchra.org/programs/rural-transport-program>

Service Consumed

Annual Unlinked Trips (UPT) 27,145

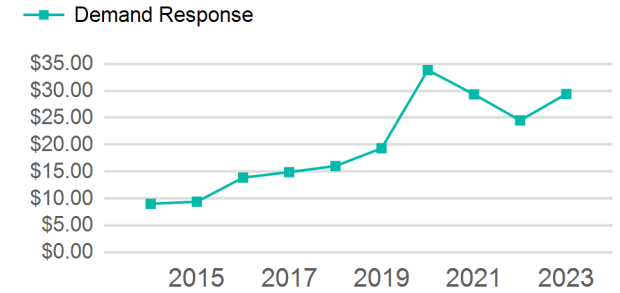
Assets

Revenue Vehicles 20
Service Vehicles
Facilities

Service Supplied

Annual Vehicle Revenue Miles (VRM) 368,448
Annual Vehicle Revenue Hours (VRH) 5,499
Vehicles Operated in Maximum Service (VOMS) 13

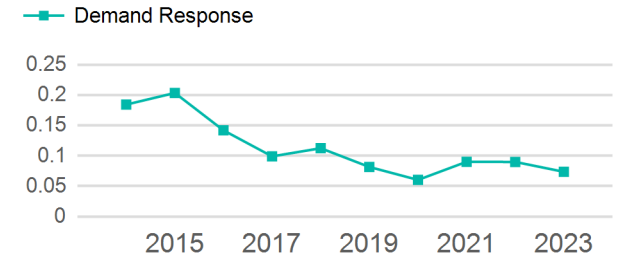
Operating Expenses per Vehicle Revenue Mile



Modal Characteristics

Mode	Annual Unlinked Passenger Trips	Directly Operated VOMS	Purchased Transportation VOMS	Annual Vehicle Revenue Miles	Annual Vehicle Revenue Hours
Demand Response	27,145	13	0	368,448	5,499
Total	27,145	13	0	368,448	5,499

Unlinked Passenger Trip per Vehicle Revenue Mile



Mode	Service Efficiency		Service Effectiveness		
	OE per VRM	OE per VRH	UPT per VRM	UPT per VRH	OE per UPT
Demand Response	\$2.17	\$145.19	0.1	4.9	\$29.41
Total	\$2.17	\$145.19	0.1	4.9	\$29.41

2023 Annual Agency Profile - Hinds County Human Resource Agency (NTD ID 40955)

2023 Funding Breakdown

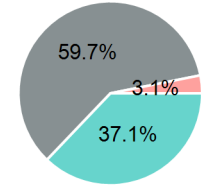
Summary of Operating Expenses (OE)

Mode	Operating Expenses	Fare Revenues
Demand Response	\$798,412	\$0
Total	\$798,412	\$0

Sources of Operating Funds Expended

Directly Generated	\$296,538
Federal Government	\$476,873
Local Government	\$25,001
State Government	\$0
Total Operating Funds Expended	\$798,412

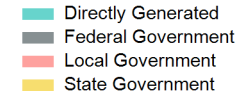
Operating Funding Sources



Capital Funding Sources

Sources of Capital Funds Expended

Directly Generated	\$0
Federal Government	\$0
Local Government	\$0
State Government	\$0
Total Capital Funds Expended	\$0



2023 Asset Management

Transit Asset Management (TAM) Tier	Tier II	TAM Sponsor NTD ID	4R05
--	---------	---------------------------	------

Metrics

Mode	Average Fleet Age in Years
Demand Response	9.7