

2023 Annual Agency Profile - Washington County (NTD ID 40959)

Mailing Address: 120 ADAMS ST
Plymouth, NC

Website: <http://www.washconc.org>

Service Consumed

Annual Unlinked Trips (UPT) 5,530

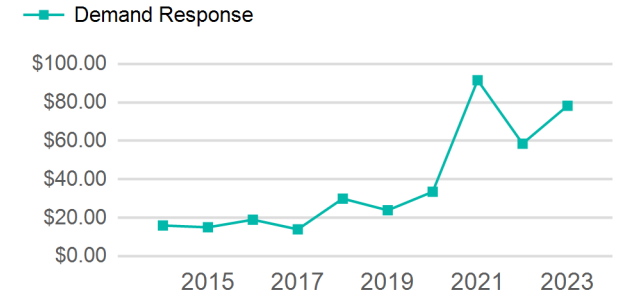
Assets

Revenue Vehicles 8
Service Vehicles
Facilities

Service Supplied

Annual Vehicle Revenue Miles (VRM) 78,751
Annual Vehicle Revenue Hours (VRH) 4,870
Vehicles Operated in Maximum Service (VOMS) 5

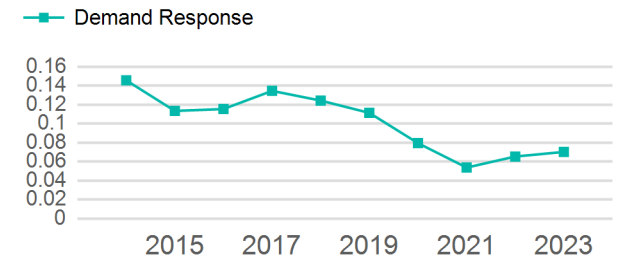
Operating Expenses per Vehicle Revenue Mile



Modal Characteristics

Mode	Annual Unlinked Passenger Trips	Directly Operated VOMS	Purchased Transportation VOMS	Annual Vehicle Revenue Miles	Annual Vehicle Revenue Hours
Demand Response	5,530	5	0	78,751	4,870
Total	5,530	5	0	78,751	4,870

Unlinked Passenger Trip per Vehicle Revenue Mile



Mode	Service Efficiency		Service Effectiveness		
	OE per VRM	OE per VRH	UPT per VRM	UPT per VRH	OE per UPT
Demand Response	\$5.50	\$88.86	0.1	1.1	\$78.26
Total	\$5.50	\$88.86	0.1	1.1	\$78.26

2023 Annual Agency Profile - Washington County (NTD ID 40959)

2023 Funding Breakdown

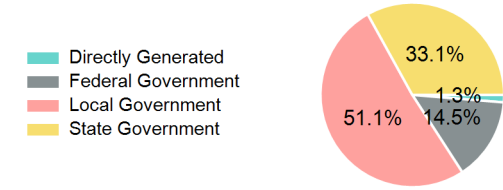
Summary of Operating Expenses (OE)

Mode	Operating Expenses	Fare Revenues
Demand Response	\$432,761	\$0
Total	\$432,761	\$0


Sources of Operating Funds Expended

Directly Generated	\$5,629
Federal Government	\$62,858
Local Government	\$221,143
State Government	\$143,131
Total Operating Funds Expended	\$432,761

Operating Funding Sources



Capital Funding Sources



Sources of Capital Funds Expended

Directly Generated	\$0
Federal Government	\$2,865
Local Government	\$358
State Government	\$358
Total Capital Funds Expended	\$3,581

2023 Asset Management

Transit Asset Management (TAM) Tier	Tier II	TAM Sponsor NTD ID	4R06
--------------------------------------------	---------	---------------------------	------

Metrics

Mode	Average Fleet Age in Years
Demand Response	6.3