

2023 Annual Agency Profile - Madison County Commission (NTD ID 40963)

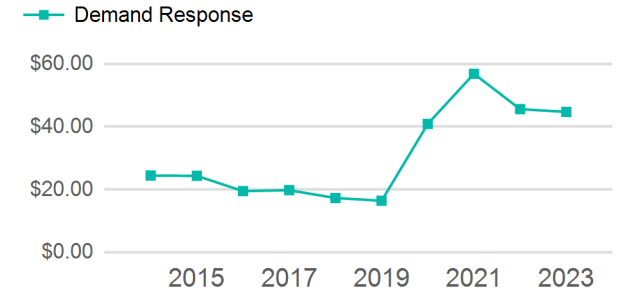
Mailing Address: 100 NORTHSIDE SQ
HUNTSVILLE, AL

Website: <https://www.madisoncountyal.gov/departments/planning-and-economic-development/tram>

Service Consumed

Annual Unlinked Trips (UPT) 8,111

Operating Expenses per Vehicle Revenue Mile



Assets

Revenue Vehicles 10
Service Vehicles
Facilities

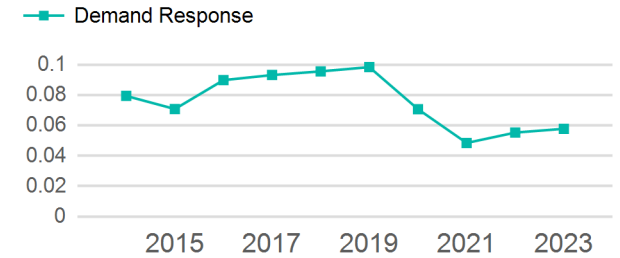
Service Supplied

Annual Vehicle Revenue Miles (VRM) 140,295
Annual Vehicle Revenue Hours (VRH) 3,572
Vehicles Operated in Maximum Service (VOMS) 8

Modal Characteristics

Mode	Annual Unlinked Passenger Trips	Directly Operated VOMS	Purchased Transportation VOMS	Annual Vehicle Revenue Miles	Annual Vehicle Revenue Hours
Demand Response	8,111	8	0	140,295	3,572
Total	8,111	8	0	140,295	3,572

Unlinked Passenger Trip per Vehicle Revenue Mile



Mode	Service Efficiency		Service Effectiveness		
	OE per VRM	OE per VRH	UPT per VRM	UPT per VRH	OE per UPT
Demand Response	\$2.59	\$101.53	0.1	2.3	\$44.71
Total	\$2.59	\$101.53	0.1	2.3	\$44.71

2023 Annual Agency Profile - Madison County Commission (NTD ID 40963)

2023 Funding Breakdown

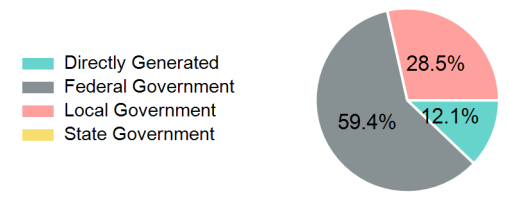
Summary of Operating Expenses (OE)

Mode	Operating Expenses	Fare Revenues
Demand Response	\$362,670	\$0
Total	\$362,670	\$0

Sources of Operating Funds Expended

Directly Generated	\$43,800
Federal Government	\$215,417
Local Government	\$103,453
State Government	\$0
Total Operating Funds Expended	\$362,670

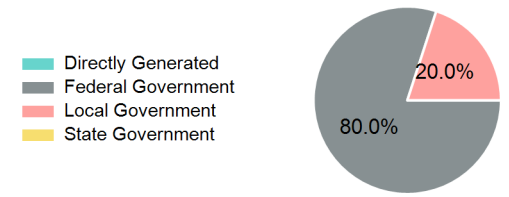
Operating Funding Sources



Sources of Capital Funds Expended

Directly Generated	\$0
Federal Government	\$9,281
Local Government	\$2,320
State Government	\$0
Total Capital Funds Expended	\$11,601

Capital Funding Sources



2023 Asset Management

Transit Asset Management (TAM) Tier Tier II

TAM Sponsor NTD ID 4R01

Metrics

Mode	Average Fleet Age in Years
Demand Response	5.5