

# 2023 Annual Agency Profile - Gulf County ARC (NTD ID 40968)

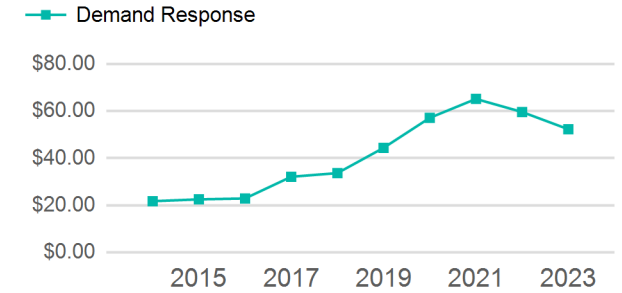
**Mailing Address:** 122 WATER PLANT RD  
PORT SAINT JOE, FL

**Website:** <http://www.hometown.com/gulfarc/index.htm>

## Service Consumed

**Annual Unlinked Trips (UPT)** 18,049

## Operating Expenses per Vehicle Revenue Mile



## Assets

**Revenue Vehicles** 18  
**Service Vehicles**  
**Facilities** 1

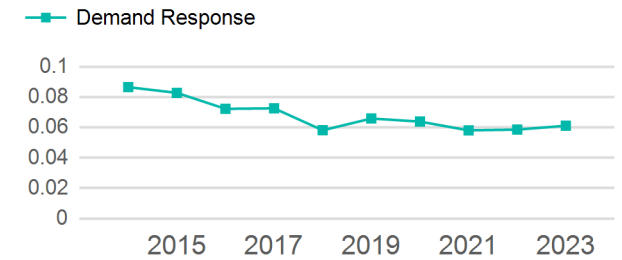
## Service Supplied

**Annual Vehicle Revenue Miles (VRM)** 295,290  
**Annual Vehicle Revenue Hours (VRH)** 15,053  
**Vehicles Operated in Maximum Service (VOMS)** 21

## Modal Characteristics

Mode	Annual Unlinked Passenger Trips	Directly Operated VOMS	Purchased Transportation VOMS	Annual Vehicle Revenue Miles	Annual Vehicle Revenue Hours
Demand Response	18,049	21	0	295,290	15,053
<b>Total</b>	<b>18,049</b>	<b>21</b>	<b>0</b>	<b>295,290</b>	<b>15,053</b>

## Unlinked Passenger Trip per Vehicle Revenue Mile



Mode	Service Efficiency		Service Effectiveness		
	OE per VRM	OE per VRH	UPT per VRM	UPT per VRH	OE per UPT
Demand Response	\$3.20	\$62.69	0.1	1.2	\$52.28
<b>Total</b>	<b>\$3.20</b>	<b>\$62.69</b>	<b>0.1</b>	<b>1.2</b>	<b>\$52.28</b>

# 2023 Annual Agency Profile - Gulf County ARC (NTD ID 40968)

## 2023 Funding Breakdown

### Summary of Operating Expenses (OE)

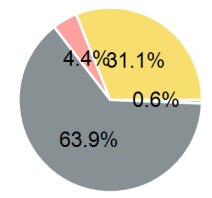
Mode	Operating Expenses	Fare Revenues
Demand Response	\$943,632	\$0
<b>Total</b>	<b>\$943,632</b>	<b>\$0</b>

### Sources of Operating Funds Expended

Directly Generated	\$5,816
Federal Government	\$603,036
Local Government	\$41,665
State Government	\$293,115
<b>Total Operating Funds Expended</b>	<b>\$943,632</b>

### Operating Funding Sources

- Directly Generated
- Federal Government
- Local Government
- State Government



### Capital Funding Sources

- Directly Generated
- Federal Government
- Local Government
- State Government

### Sources of Capital Funds Expended

Directly Generated	\$0
Federal Government	\$0
Local Government	\$0
State Government	\$0
<b>Total Capital Funds Expended</b>	<b>\$0</b>

## 2023 Asset Management

<b>Transit Asset Management (TAM) Tier</b>	Tier II	<b>TAM Sponsor NTD ID</b>	4R02
--	---------	---------------------------	------

### Metrics

Mode	Average Fleet Age in Years
Demand Response	7.1