

2023 Annual Agency Profile - Madison County Citizens Services Agency (NTD ID 40969)

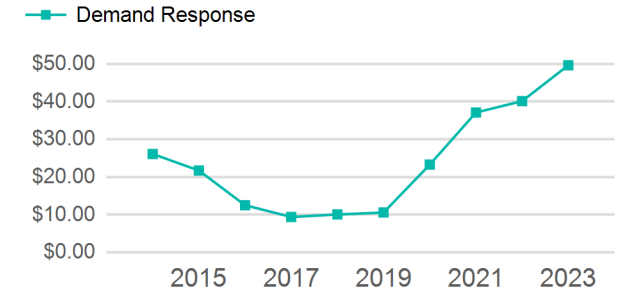
Mailing Address: 1883 HIGHWAY 43 S STE M
Canton, MS

Website: <http://mccsaweb.org/Transportation.html>

Service Consumed

Annual Unlinked Trips (UPT) 17,878

Operating Expenses per Vehicle Revenue Mile



Assets

Revenue Vehicles 14
Service Vehicles
Facilities 1

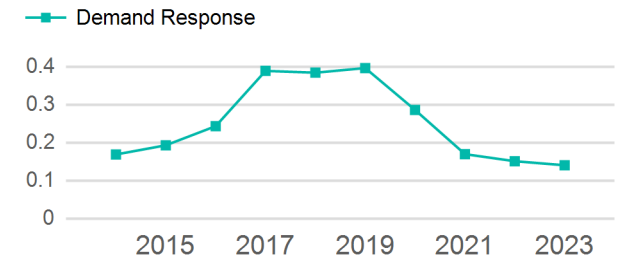
Service Supplied

Annual Vehicle Revenue Miles (VRM) 127,338
Annual Vehicle Revenue Hours (VRH) 9,666
Vehicles Operated in Maximum Service (VOMS) 11

Modal Characteristics

Mode	Annual Unlinked Passenger Trips	Directly Operated VOMS	Purchased Transportation VOMS	Annual Vehicle Revenue Miles	Annual Vehicle Revenue Hours
Demand Response	17,878	11	0	127,338	9,666
Total	17,878	11	0	127,338	9,666

Unlinked Passenger Trip per Vehicle Revenue Mile



Metrics

Mode	Service Efficiency		Service Effectiveness		
	OE per VRM	OE per VRH	UPT per VRM	UPT per VRH	OE per UPT
Demand Response	\$6.97	\$91.81	0.1	1.8	\$49.64
Total	\$6.97	\$91.81	0.1	1.8	\$49.64

2023 Annual Agency Profile - Madison County Citizens Services Agency (NTD ID 40969)

2023 Funding Breakdown

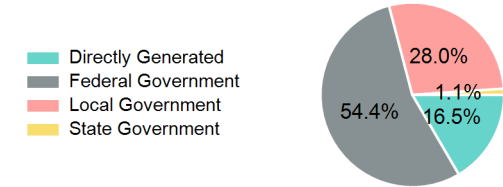
Summary of Operating Expenses (OE)

Mode	Operating Expenses	Fare Revenues
Demand Response	\$887,423	\$0
Total	\$887,423	\$0

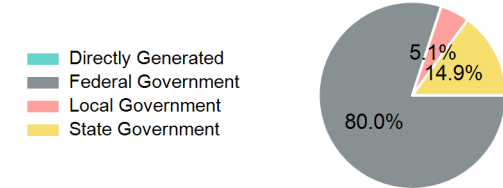
Sources of Operating Funds Expended

Directly Generated	\$146,832
Federal Government	\$482,406
Local Government	\$248,646
State Government	\$9,539
Total Operating Funds Expended	\$887,423

Operating Funding Sources



Capital Funding Sources



Sources of Capital Funds Expended

Directly Generated	\$0
Federal Government	\$196,818
Local Government	\$12,515
State Government	\$36,690
Total Capital Funds Expended	\$246,023

2023 Asset Management

Transit Asset Management (TAM) Tier	Tier II	TAM Sponsor NTD ID	4R05
--	---------	---------------------------	------

Metrics

Mode	Average Fleet Age in Years
Demand Response	7.9