

2023 Annual Agency Profile - Gateway Community Services Organization (NTD ID 40972)

Mailing Address: 151 UNIVERSITY DR
WEST LIBERTY, KY

Website: <http://gatewaycaa.org/community-services/transportation/>

Service Consumed

Annual Unlinked Trips (UPT) 4,317

Service Supplied

Annual Vehicle Revenue Miles (VRM) 32,766

Annual Vehicle Revenue Hours (VRH) 3,236

Vehicles Operated in Maximum Service (VOMS) 2

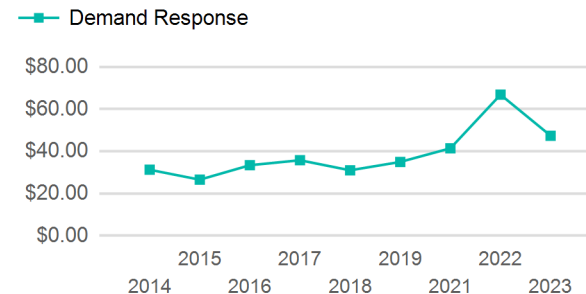
Assets

Revenue Vehicles 6

Service Vehicles

Facilities

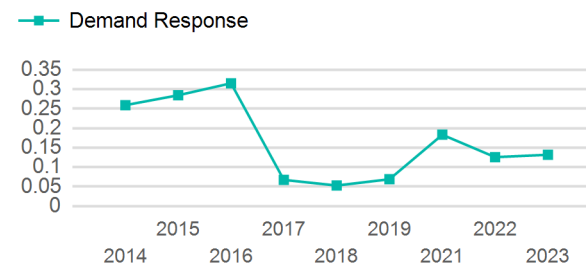
Operating Expenses per Vehicle Revenue Mile



Modal Characteristics

Mode	Annual Unlinked Passenger Trips	Directly Operated VOMS	Purchased Transportation VOMS	Annual Vehicle Revenue Miles	Annual Vehicle Revenue Hours
Demand Response	4,317	2	0	32,766	3,236
Total	4,317	2	0	32,766	3,236

Unlinked Passenger Trip per Vehicle Revenue Mile



Metrics

Mode	Service Efficiency		Service Effectiveness		
	OE per VRM	OE per VRH	UPT per VRM	UPT per VRH	OE per UPT
Demand Response	\$6.24	\$63.22	0.1	1.3	\$47.39
Total	\$6.24	\$63.22	0.1	1.3	\$47.39

2023 Annual Agency Profile - Gateway Community Services Organization (NTD ID 40972)

2023 Funding Breakdown

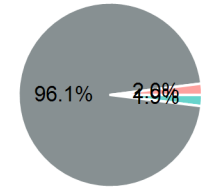
Summary of Operating Expenses (OE)

Mode	Operating Expenses	Fare Revenues
Demand Response	\$204,571	\$0
Total	\$204,571	\$0

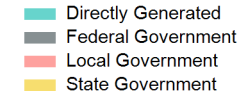
Sources of Operating Funds Expended

Directly Generated	\$3,987
Federal Government	\$196,581
Local Government	\$4,003
State Government	\$0
Total Operating Funds Expended	\$204,571

Operating Funding Sources



Capital Funding Sources



Sources of Capital Funds Expended

Directly Generated	\$0
Federal Government	\$72,374
Local Government	\$0
State Government	\$0
Total Capital Funds Expended	\$72,374

2023 Asset Management

Transit Asset Management (TAM) Tier	Tier II	TAM Sponsor NTD ID	4R04
--	---------	---------------------------	------

Metrics

Mode	Average Fleet Age in Years
Demand Response	6.0