

2023 Annual Agency Profile - Bamberg County Office On Aging (NTD ID 40974)

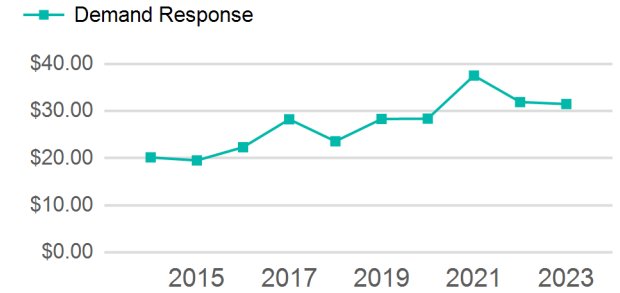
Mailing Address: 498 Log Branch Rd
BAMBERG, SC

Website: <http://www.bcoa.org>

Service Consumed

Annual Unlinked Trips (UPT) 59,601

Operating Expenses per Vehicle Revenue Mile



Assets

Revenue Vehicles 33
Service Vehicles
Facilities

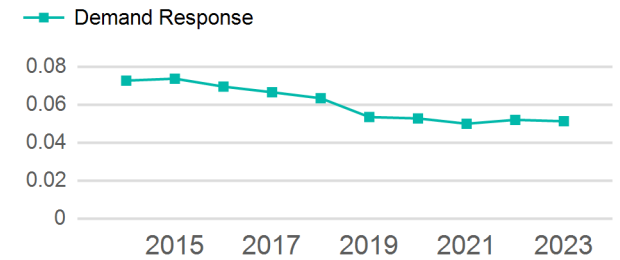
Service Supplied

Annual Vehicle Revenue Miles (VRM) 1,162,643
Annual Vehicle Revenue Hours (VRH) 37,733
Vehicles Operated in Maximum Service (VOMS) 33

Modal Characteristics

Mode	Annual Unlinked Passenger Trips	Directly Operated VOMS	Purchased Transportation VOMS	Annual Vehicle Revenue Miles	Annual Vehicle Revenue Hours
Demand Response	59,601	33	0	1,162,643	37,733
Total	59,601	33	0	1,162,643	37,733

Unlinked Passenger Trip per Vehicle Revenue Mile



Mode	Service Efficiency		Service Effectiveness		
	OE per VRM	OE per VRH	UPT per VRM	UPT per VRH	OE per UPT
Demand Response	\$1.61	\$49.72	0.1	1.6	\$31.48
Total	\$1.61	\$49.72	0.1	1.6	\$31.48

2023 Annual Agency Profile - Bamberg County Office On Aging (NTD ID 40974)

2023 Funding Breakdown

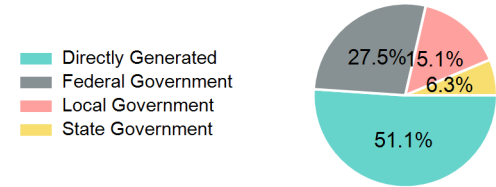
Summary of Operating Expenses (OE)

Mode	Operating Expenses	Fare Revenues
Demand Response	\$1,876,157	\$0
Total	\$1,876,157	\$0

Sources of Operating Funds Expended

Directly Generated	\$958,175
Federal Government	\$516,516
Local Government	\$283,013
State Government	\$118,453
Total Operating Funds Expended	\$1,876,157

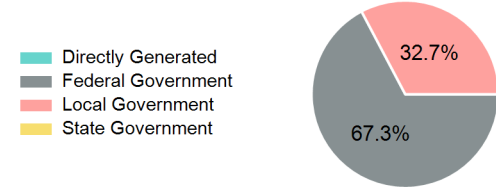
Operating Funding Sources



Sources of Capital Funds Expended

Directly Generated	\$0
Federal Government	\$40,519
Local Government	\$19,713
State Government	\$0
Total Capital Funds Expended	\$60,232

Capital Funding Sources



2023 Asset Management

Transit Asset Management (TAM) Tier	Tier II	TAM Sponsor NTD ID	4R07
--	---------	---------------------------	------

Metrics

Mode	Average Fleet Age in Years
Demand Response	5.7