

2023 Annual Agency Profile - Madison County Transportation Authority (NTD ID 40976)

Mailing Address: 2 N MAIN ST
MARSHALL, NC

Website: <https://www.madisoncountync.gov/transportation-authority.html>

Service Consumed

Annual Unlinked Trips (UPT) 14,554

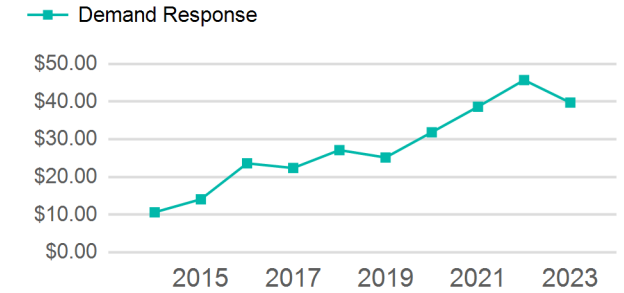
Assets

Revenue Vehicles 11
Service Vehicles
Facilities 1

Service Supplied

Annual Vehicle Revenue Miles (VRM) 257,520
Annual Vehicle Revenue Hours (VRH) 14,127
Vehicles Operated in Maximum Service (VOMS) 9

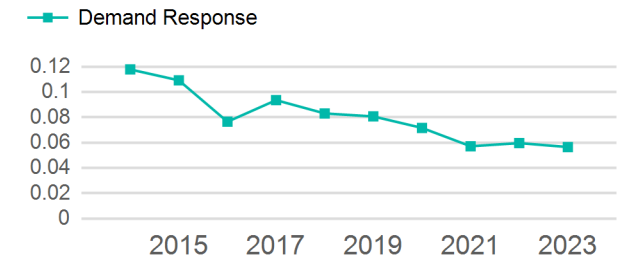
Operating Expenses per Vehicle Revenue Mile



Modal Characteristics

Mode	Annual Unlinked Passenger Trips	Directly Operated VOMS	Purchased Transportation VOMS	Annual Vehicle Revenue Miles	Annual Vehicle Revenue Hours
Demand Response	14,554	9	0	257,520	14,127
Total	14,554	9	0	257,520	14,127

Unlinked Passenger Trip per Vehicle Revenue Mile



Metrics

Mode	Service Efficiency		Service Effectiveness		
	OE per VRM	OE per VRH	UPT per VRM	UPT per VRH	OE per UPT
Demand Response	\$2.25	\$40.92	0.1	1.0	\$39.72
Total	\$2.25	\$40.92	0.1	1.0	\$39.72

2023 Annual Agency Profile - Madison County Transportation Authority (NTD ID 40976)

2023 Funding Breakdown

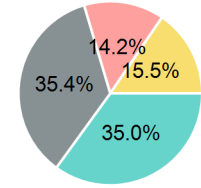
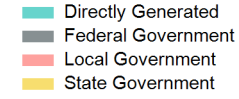
Summary of Operating Expenses (OE)

Mode	Operating Expenses	Fare Revenues
Demand Response	\$578,140	\$0
Total	\$578,140	\$0

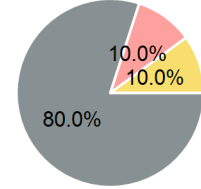
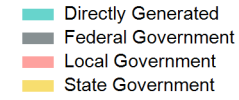
Sources of Operating Funds Expended

Directly Generated	\$202,359
Federal Government	\$204,630
Local Government	\$81,813
State Government	\$89,338
Total Operating Funds Expended	\$578,140

Operating Funding Sources



Capital Funding Sources



Sources of Capital Funds Expended

Directly Generated	\$0
Federal Government	\$12,600
Local Government	\$1,575
State Government	\$1,575
Total Capital Funds Expended	\$15,750

2023 Asset Management

Transit Asset Management (TAM) Tier	Tier II	TAM Sponsor NTD ID	4R06
--	---------	---------------------------	------

Metrics

Mode	Average Fleet Age in Years
Demand Response	4.9