

# 2023 Annual Agency Profile - Jefferson County (NTD ID 40977)

**Mailing Address:** 217 E BROAD ST  
LOUISVILLE, GA

**Website:** <http://www.jeffersoncountyga.gov/218/Transit>

## Service Consumed

Annual Unlinked Trips (UPT) 26,116

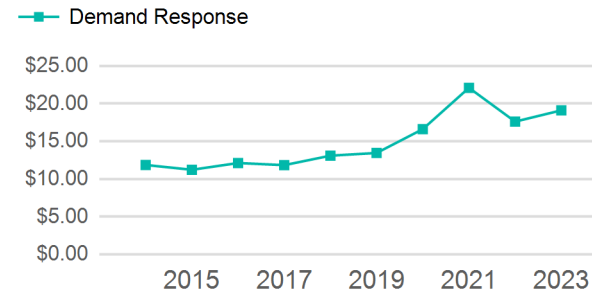
## Assets

Revenue Vehicles 5  
Service Vehicles  
Facilities

## Service Supplied

Annual Vehicle Revenue Miles (VRM) 239,730  
Annual Vehicle Revenue Hours (VRH) 16,028  
Vehicles Operated in Maximum Service (VOMS) 9

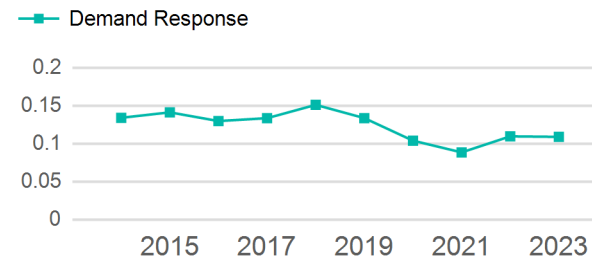
## Operating Expenses per Vehicle Revenue Mile



## Modal Characteristics

Mode	Annual Unlinked Passenger Trips	Directly Operated VOMS	Purchased Transportation VOMS	Annual Vehicle Revenue Miles	Annual Vehicle Revenue Hours
Demand Response	26,116	9	0	239,730	16,028
<b>Total</b>	<b>26,116</b>	<b>9</b>	<b>0</b>	<b>239,730</b>	<b>16,028</b>

## Unlinked Passenger Trip per Vehicle Revenue Mile



## Metrics

Mode	Service Efficiency		Service Effectiveness		
	OE per VRM	OE per VRH	UPT per VRM	UPT per VRH	OE per UPT
Demand Response	\$2.08	\$31.13	0.1	1.6	\$19.10
<b>Total</b>	<b>\$2.08</b>	<b>\$31.13</b>	<b>0.1</b>	<b>1.6</b>	<b>\$19.10</b>

# 2023 Annual Agency Profile - Jefferson County (NTD ID 40977)

## 2023 Funding Breakdown

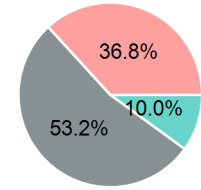
### Summary of Operating Expenses (OE)

Mode	Operating Expenses	Fare Revenues
Demand Response	\$498,915	\$0
<b>Total</b>	<b>\$498,915</b>	<b>\$0</b>

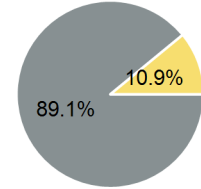
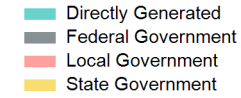
### Sources of Operating Funds Expended

Directly Generated	\$49,732
Federal Government	\$265,476
Local Government	\$183,707
State Government	\$0
<b>Total Operating Funds Expended</b>	<b>\$498,915</b>

### Operating Funding Sources



### Capital Funding Sources



### Sources of Capital Funds Expended

Directly Generated	\$0
Federal Government	\$199,362
Local Government	\$0
State Government	\$24,490
<b>Total Capital Funds Expended</b>	<b>\$223,852</b>

## 2023 Asset Management

<b>Transit Asset Management (TAM) Tier</b>	Tier II	<b>TAM Sponsor NTD ID</b>	4R03
--	---------	---------------------------	------

### Metrics

Mode	Average Fleet Age in Years
Demand Response	3.6