

2023 Annual Agency Profile - Upper-Cumberland Human Resource Agency (NTD ID 40978)

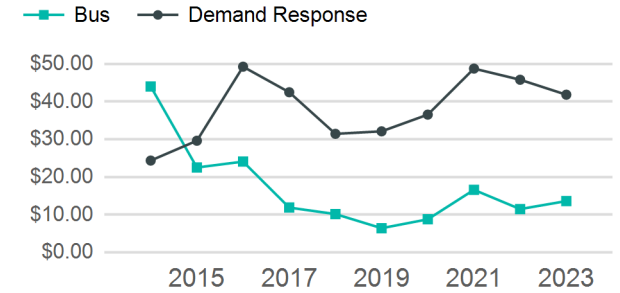
Mailing Address: 580 S JEFFERSON AVE STE B
COOKEVILLE, TN

Website: <http://www.uchra.com>

Service Consumed

Annual Unlinked Trips (UPT) 305,919

Operating Expenses per Vehicle Revenue Mile



Assets

Revenue Vehicles	136
Service Vehicles	21
Facilities	1

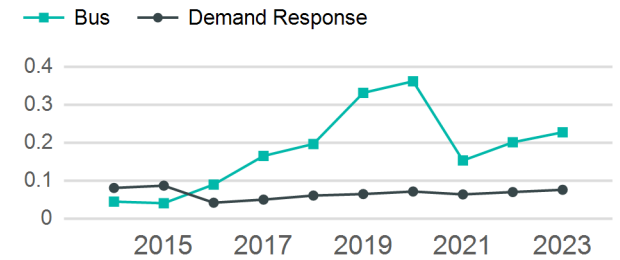
Service Supplied

Annual Vehicle Revenue Miles (VRM)	2,996,570
Annual Vehicle Revenue Hours (VRH)	186,919
Vehicles Operated in Maximum Service (VOMS)	102

Modal Characteristics

Mode	Annual Unlinked Passenger Trips	Directly Operated VOMS	Purchased Transportation VOMS	Annual Vehicle Revenue Miles	Annual Vehicle Revenue Hours
Demand Response	187,803	85	0	2,476,765	151,445
Bus	118,116	17	0	519,805	35,474
Total	305,919	102	0	2,996,570	186,919

Unlinked Passenger Trip per Vehicle Revenue Mile



Metrics

Service Efficiency

Service Effectiveness

Mode	OE per VRM	OE per VRH	UPT per VRM	UPT per VRH	OE per UPT
Demand Response	\$3.17	\$51.87	0.1	1.2	\$41.83
Bus	\$3.10	\$45.36	0.2	3.3	\$13.62
Total	\$3.16	\$50.64	0.1	1.6	\$30.94

2023 Annual Agency Profile - Upper-Cumberland Human Resource Agency (NTD ID 40978)

2023 Funding Breakdown

Summary of Operating Expenses (OE)

Mode	Operating Expenses	Fare Revenues
Demand Response	\$7,855,670	\$0
Bus	\$1,608,991	\$0
Total	\$9,464,661	\$0

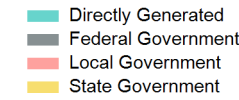
Sources of Operating Funds Expended

Directly Generated	\$1,889,508
Federal Government	\$6,016,362
Local Government	\$0
State Government	\$1,558,791
Total Operating Funds Expended	\$9,464,661

Operating Funding Sources



Capital Funding Sources



Sources of Capital Funds Expended

Directly Generated	\$118,965
Federal Government	\$865,531
Local Government	\$0
State Government	\$244,770
Total Capital Funds Expended	\$1,229,266

2023 Asset Management

Transit Asset Management (TAM) Tier Tier II TAM Sponsor NTD ID 4R08

Metrics

Mode	Average Fleet Age in Years
Demand Response	5.2
Bus	5.3