

2023 Annual Agency Profile - Western Carolina Community Action (NTD ID 40984)

Mailing Address: 220 KING CREEK BLVD
HENDERSONVILLE, NC

Website: <https://wcca.org/wcca-services/apple-country-transportation/>

Service Consumed

Annual Unlinked Trips (UPT) 16,073

Service Supplied

Annual Vehicle Revenue Miles (VRM) 117,348

Annual Vehicle Revenue Hours (VRH) 11,066

Vehicles Operated in Maximum Service (VOMS) 5

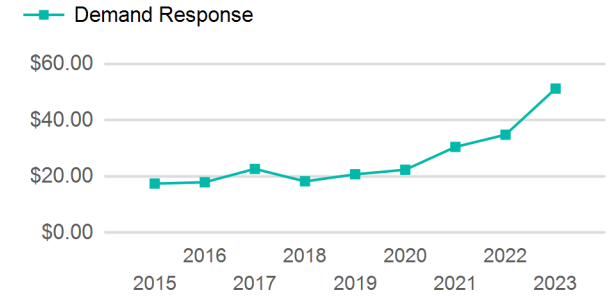
Assets

Revenue Vehicles 17

Service Vehicles

Facilities

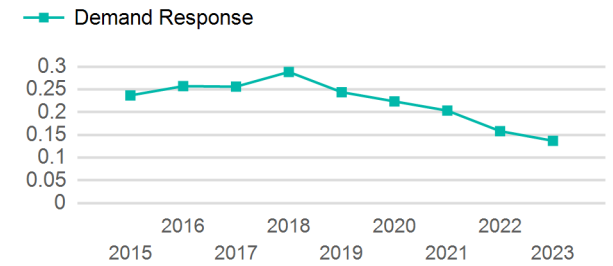
Operating Expenses per Vehicle Revenue Mile



Modal Characteristics

Mode	Annual Unlinked Passenger Trips	Directly Operated VOMS	Purchased Transportation VOMS	Annual Vehicle Revenue Miles	Annual Vehicle Revenue Hours
Demand Response	16,073	5	0	117,348	11,066
Total	16,073	5	0	117,348	11,066

Unlinked Passenger Trip per Vehicle Revenue Mile



Mode	Service Efficiency		Service Effectiveness		
	OE per VRM	OE per VRH	UPT per VRM	UPT per VRH	OE per UPT
Demand Response	\$7.02	\$74.41	0.1	1.5	\$51.23
Total	\$7.02	\$74.41	0.1	1.5	\$51.23

2023 Annual Agency Profile - Western Carolina Community Action (NTD ID 40984)

2023 Funding Breakdown

Summary of Operating Expenses (OE)

Mode	Operating Expenses	Fare Revenues
Demand Response	\$823,399	\$0
Total	\$823,399	\$0

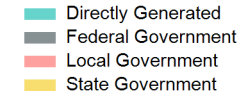
Sources of Operating Funds Expended

Directly Generated	\$68,491
Federal Government	\$312,393
Local Government	\$0
State Government	\$442,515
Total Operating Funds Expended	\$823,399

Operating Funding Sources



Capital Funding Sources



Sources of Capital Funds Expended

Directly Generated	\$0
Federal Government	\$0
Local Government	\$0
State Government	\$0
Total Capital Funds Expended	\$0

2023 Asset Management

Transit Asset Management (TAM) Tier	Tier II	TAM Sponsor NTD ID	4R06
--	---------	---------------------------	------

Metrics

Mode	Average Fleet Age in Years
Demand Response	8.2