

2023 Annual Agency Profile - Dekalb County Commission (NTD ID 40986)

Mailing Address: 111 GRAND AVE SW STE 200
FORT PAYNE, AL

Website: <https://dekalbcountyal.us/rural-public-transportation/>

Service Consumed

Annual Unlinked Trips (UPT) 11,825

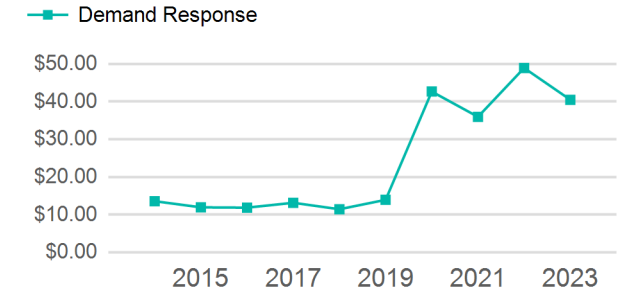
Assets

Revenue Vehicles 12
Service Vehicles
Facilities

Service Supplied

Annual Vehicle Revenue Miles (VRM) 171,088
Annual Vehicle Revenue Hours (VRH) 8,370
Vehicles Operated in Maximum Service (VOMS) 11

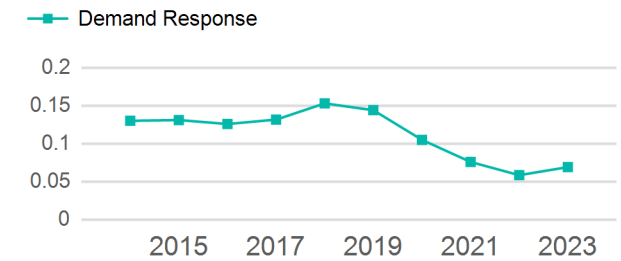
Operating Expenses per Vehicle Revenue Mile



Modal Characteristics

Mode	Annual Unlinked Passenger Trips	Directly Operated VOMS	Purchased Transportation VOMS	Annual Vehicle Revenue Miles	Annual Vehicle Revenue Hours
Demand Response	11,825	11	0	171,088	8,370
Total	11,825	11	0	171,088	8,370

Unlinked Passenger Trip per Vehicle Revenue Mile



Metrics

Mode	Service Efficiency		Service Effectiveness		
	OE per VRM	OE per VRH	UPT per VRM	UPT per VRH	OE per UPT
Demand Response	\$2.80	\$57.19	0.1	1.4	\$40.48
Total	\$2.80	\$57.19	0.1	1.4	\$40.48

2023 Annual Agency Profile - Dekalb County Commission (NTD ID 40986)

2023 Funding Breakdown

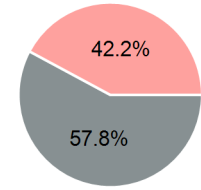
Summary of Operating Expenses (OE)

Mode	Operating Expenses	Fare Revenues
Demand Response	\$478,714	\$0
Total	\$478,714	\$0

Sources of Operating Funds Expended

Directly Generated	\$0
Federal Government	\$276,787
Local Government	\$201,927
State Government	\$0
Total Operating Funds Expended	\$478,714

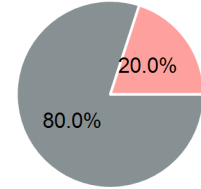
Operating Funding Sources



Sources of Capital Funds Expended

Directly Generated	\$0
Federal Government	\$80,984
Local Government	\$20,246
State Government	\$0
Total Capital Funds Expended	\$101,230

Capital Funding Sources



2023 Asset Management

Transit Asset Management (TAM) Tier	Tier II	TAM Sponsor NTD ID	4R01
--	---------	---------------------------	------

Metrics

Mode	Average Fleet Age in Years
Demand Response	4.4