

2023 Annual Agency Profile - Edgefield County Senior Citizens Council (NTD ID 40988)

Mailing Address: 15 Center Spring Rd
Edgefield, SC

Website: <http://www.edgefieldcountyseniorcenter.org>

Service Consumed

Annual Unlinked Trips (UPT) 15,545

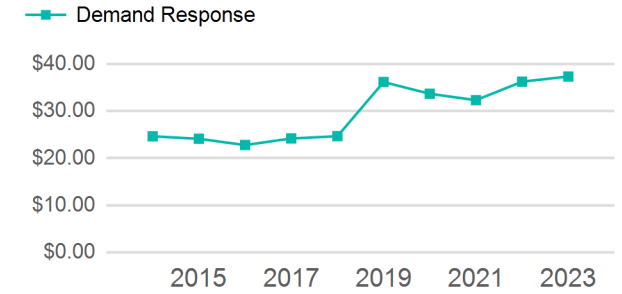
Assets

Revenue Vehicles 16
Service Vehicles
Facilities 1

Service Supplied

Annual Vehicle Revenue Miles (VRM) 354,920
Annual Vehicle Revenue Hours (VRH) 8,966
Vehicles Operated in Maximum Service (VOMS) 11

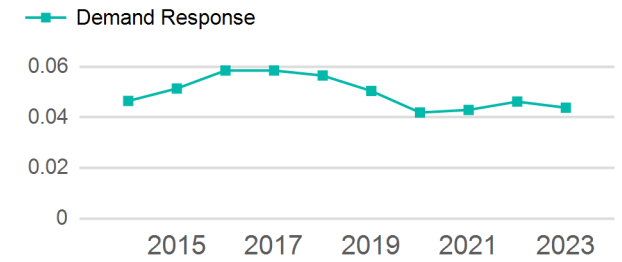
Operating Expenses per Vehicle Revenue Mile



Modal Characteristics

Mode	Annual Unlinked Passenger Trips	Directly Operated VOMS	Purchased Transportation VOMS	Annual Vehicle Revenue Miles	Annual Vehicle Revenue Hours
Demand Response	15,545	11	0	354,920	8,966
Total	15,545	11	0	354,920	8,966

Unlinked Passenger Trip per Vehicle Revenue Mile



Metrics

Service Efficiency

Service Effectiveness

Mode	OE per VRM	OE per VRH	UPT per VRM	UPT per VRH	OE per UPT
Demand Response	\$1.63	\$64.72	0.0	1.7	\$37.33
Total	\$1.63	\$64.72	0.0	1.7	\$37.33

2023 Annual Agency Profile - Edgefield County Senior Citizens Council (NTD ID 40988)

2023 Funding Breakdown

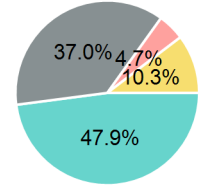
Summary of Operating Expenses (OE)

Mode	Operating Expenses	Fare Revenues
Demand Response	\$580,294	\$0
Total	\$580,294	\$0

Sources of Operating Funds Expended

Directly Generated	\$278,202
Federal Government	\$214,767
Local Government	\$27,500
State Government	\$59,825
Total Operating Funds Expended	\$580,294

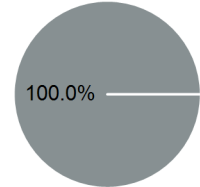
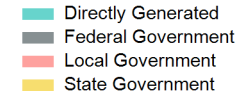
Operating Funding Sources



Sources of Capital Funds Expended

Directly Generated	\$0
Federal Government	\$187,326
Local Government	\$0
State Government	\$0
Total Capital Funds Expended	\$187,326

Capital Funding Sources



2023 Asset Management

Transit Asset Management (TAM) Tier	Tier II	TAM Sponsor NTD ID	4R07
--	---------	---------------------------	------

Metrics

Mode	Average Fleet Age in Years
Demand Response	5.2