

2023 Annual Agency Profile - Martin County (NTD ID 40990)

Mailing Address: 305 E MAIN ST
WILLIAMSTON, NC

Website: www.martincountyncgov.com

Service Consumed

Annual Unlinked Trips (UPT) 14,239

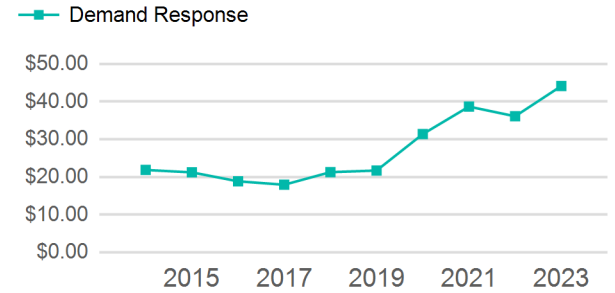
Assets

Revenue Vehicles 13
Service Vehicles
Facilities 1

Service Supplied

Annual Vehicle Revenue Miles (VRM) 179,703
Annual Vehicle Revenue Hours (VRH) 10,807
Vehicles Operated in Maximum Service (VOMS) 6

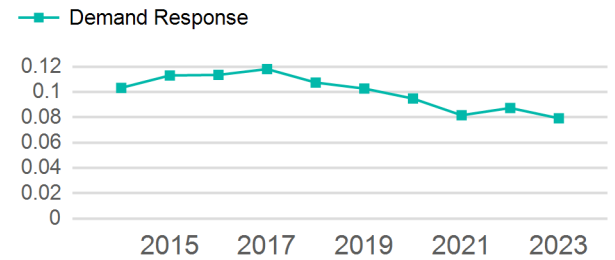
Operating Expenses per Vehicle Revenue Mile



Modal Characteristics

Mode	Annual Unlinked Passenger Trips	Directly Operated VOMS	Purchased Transportation VOMS	Annual Vehicle Revenue Miles	Annual Vehicle Revenue Hours
Demand Response	14,239	6	0	179,703	10,807
Total	14,239	6	0	179,703	10,807

Unlinked Passenger Trip per Vehicle Revenue Mile



Metrics

Service Efficiency

Service Effectiveness

Mode	OE per VRM	OE per VRH	UPT per VRM	UPT per VRH	OE per UPT
Demand Response	\$3.50	\$58.15	0.1	1.3	\$44.13
Total	\$3.50	\$58.15	0.1	1.3	\$44.13

2023 Annual Agency Profile - Martin County (NTD ID 40990)

2023 Funding Breakdown

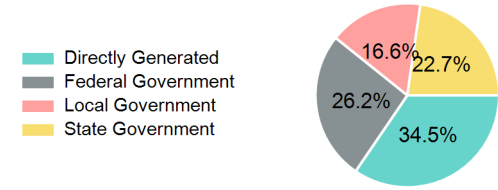
Summary of Operating Expenses (OE)

Mode	Operating Expenses	Fare Revenues
Demand Response	\$628,397	\$0
Total	\$628,397	\$0

Sources of Operating Funds Expended

Directly Generated	\$216,954
Federal Government	\$164,706
Local Government	\$104,032
State Government	\$142,705
Total Operating Funds Expended	\$628,397

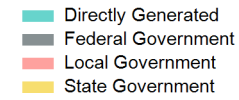
Operating Funding Sources



Capital Funding Sources

Sources of Capital Funds Expended

Directly Generated	\$0
Federal Government	\$0
Local Government	\$0
State Government	\$0
Total Capital Funds Expended	\$0



2023 Asset Management

Transit Asset Management (TAM) Tier	Tier II	TAM Sponsor NTD ID	4R06
--	---------	---------------------------	------

Metrics

Mode	Average Fleet Age in Years
Demand Response	5.3