

# 2023 Annual Agency Profile - Habersham County (NTD ID 40994)

**Mailing Address:** 130 JACOBS WAY  
CLARKESVILLE, GA

**Website:** <https://www.habershamga.com/transit.cfm>

## Service Consumed

Annual Unlinked Trips (UPT) 5,955

## Service Supplied

Annual Vehicle Revenue Miles (VRM) 36,659

Annual Vehicle Revenue Hours (VRH) 3,580

Vehicles Operated in Maximum Service (VOMS) 3

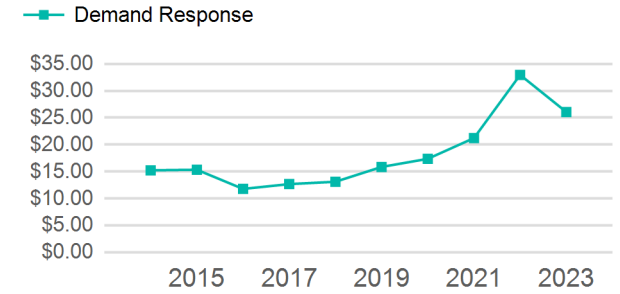
## Assets

Revenue Vehicles 2

Service Vehicles

Facilities

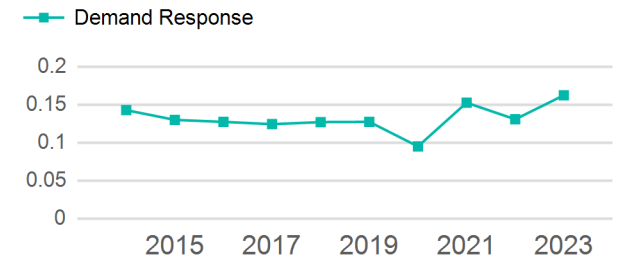
## Operating Expenses per Vehicle Revenue Mile



## Modal Characteristics

Mode	Annual Unlinked Passenger Trips	Directly Operated VOMS	Purchased Transportation VOMS	Annual Vehicle Revenue Miles	Annual Vehicle Revenue Hours
Demand Response	5,955	3	0	36,659	3,580
<b>Total</b>	<b>5,955</b>	<b>3</b>	<b>0</b>	<b>36,659</b>	<b>3,580</b>

## Unlinked Passenger Trip per Vehicle Revenue Mile



Mode	Service Efficiency		Service Effectiveness		
	OE per VRM	OE per VRH	UPT per VRM	UPT per VRH	OE per UPT
Demand Response	\$4.23	\$43.36	0.2	1.7	\$26.07
<b>Total</b>	<b>\$4.23</b>	<b>\$43.36</b>	<b>0.2</b>	<b>1.7</b>	<b>\$26.07</b>

# 2023 Annual Agency Profile - Habersham County (NTD ID 40994)

## 2023 Funding Breakdown

### Summary of Operating Expenses (OE)

Mode	Operating Expenses	Fare Revenues
Demand Response	\$155,221	\$0
<b>Total</b>	<b>\$155,221</b>	<b>\$0</b>

### Sources of Operating Funds Expended

Directly Generated	\$24,964
Federal Government	\$75,900
Local Government	\$54,357
State Government	\$0
<b>Total Operating Funds Expended</b>	<b>\$155,221</b>

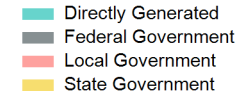
### Operating Funding Sources



### Capital Funding Sources

### Sources of Capital Funds Expended

Directly Generated	\$0
Federal Government	\$0
Local Government	\$0
State Government	\$0
<b>Total Capital Funds Expended</b>	<b>\$0</b>



## 2023 Asset Management

<b>Transit Asset Management (TAM) Tier</b>	Tier II	<b>TAM Sponsor NTD ID</b>	4R03
--	---------	---------------------------	------

### Metrics

Mode	Average Fleet Age in Years
Demand Response	6.5