

2023 Annual Agency Profile - Jenkins County (NTD ID 41008)

Mailing Address: 833 E WINTHROPE AVE
MILLEN, GA

Website: <http://jenkinscountyga.com/transportation.php>

Service Consumed

Annual Unlinked Trips (UPT) 816

Service Supplied

Annual Vehicle Revenue Miles (VRM) 4,913

Annual Vehicle Revenue Hours (VRH) 628

Vehicles Operated in Maximum Service (VOMS) 2

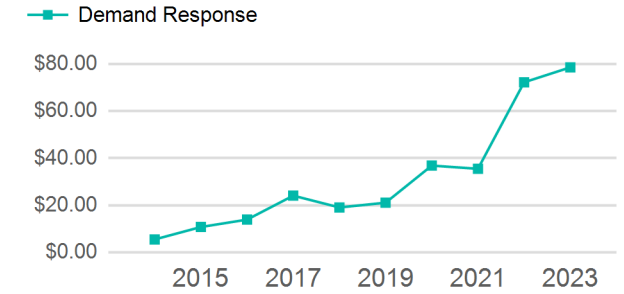
Assets

Revenue Vehicles 1

Service Vehicles

Facilities

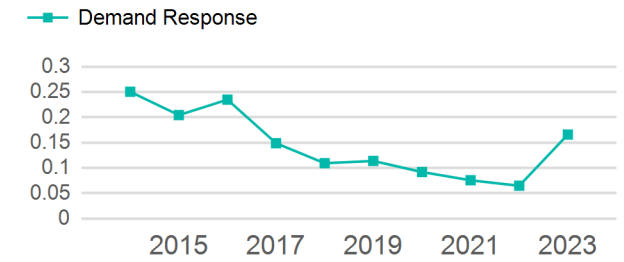
Operating Expenses per Vehicle Revenue Mile



Modal Characteristics

Mode	Annual Unlinked Passenger Trips	Directly Operated VOMS	Purchased Transportation VOMS	Annual Vehicle Revenue Miles	Annual Vehicle Revenue Hours
Demand Response	816	2	0	4,913	628
Total	816	2	0	4,913	628

Unlinked Passenger Trip per Vehicle Revenue Mile



Mode	Service Efficiency		Service Effectiveness		
	OE per VRM	OE per VRH	UPT per VRM	UPT per VRH	OE per UPT
Demand Response	\$13.04	\$102.04	0.2	1.3	\$78.53
Total	\$13.04	\$102.04	0.2	1.3	\$78.53

2023 Annual Agency Profile - Jenkins County (NTD ID 41008)

2023 Funding Breakdown

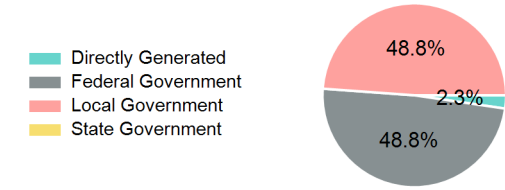
Summary of Operating Expenses (OE)

Mode	Operating Expenses	Fare Revenues
Demand Response	\$64,082	\$0
Total	\$64,082	\$0

Sources of Operating Funds Expended

Directly Generated	\$1,480
Federal Government	\$31,299
Local Government	\$31,303
State Government	\$0
Total Operating Funds Expended	\$64,082

Operating Funding Sources



Capital Funding Sources

Sources of Capital Funds Expended

Directly Generated	\$0
Federal Government	\$0
Local Government	\$0
State Government	\$0
Total Capital Funds Expended	\$0



2023 Asset Management

Transit Asset Management (TAM) Tier	Tier II	TAM Sponsor NTD ID	4R03
--	---------	---------------------------	------

Metrics

Mode	Average Fleet Age in Years
Demand Response	6.0