

2023 Annual Agency Profile - Dooly County (NTD ID 41017)

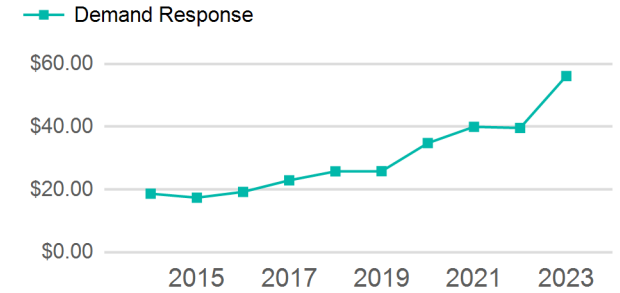
Mailing Address: 113 N 3RD ST RM 1
Vienna, GA

Website: <https://doolycountyga.com/public-transportation/>

Service Consumed

Annual Unlinked Trips (UPT) 9,612

Operating Expenses per Vehicle Revenue Mile



Assets

Revenue Vehicles 5
Service Vehicles
Facilities 1

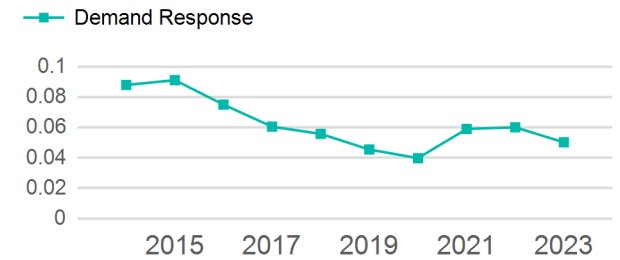
Service Supplied

Annual Vehicle Revenue Miles (VRM) 191,444
Annual Vehicle Revenue Hours (VRH) 8,105
Vehicles Operated in Maximum Service (VOMS) 6

Modal Characteristics

Mode	Annual Unlinked Passenger Trips	Directly Operated VOMS	Purchased Transportation VOMS	Annual Vehicle Revenue Miles	Annual Vehicle Revenue Hours
Demand Response	9,612	0	6	191,444	8,105
Total	9,612	0	6	191,444	8,105

Unlinked Passenger Trip per Vehicle Revenue Mile



Mode	Service Efficiency		Service Effectiveness		
	OE per VRM	OE per VRH	UPT per VRM	UPT per VRH	OE per UPT
Demand Response	\$2.82	\$66.59	0.1	1.2	\$56.15
Total	\$2.82	\$66.59	0.1	1.2	\$56.15

2023 Annual Agency Profile - Dooley County (NTD ID 41017)

2023 Funding Breakdown

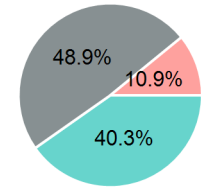
Summary of Operating Expenses (OE)

Mode	Operating Expenses	Fare Revenues
Demand Response	\$539,675	\$0
Total	\$539,675	\$0

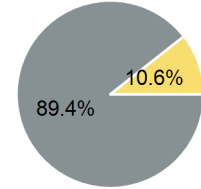
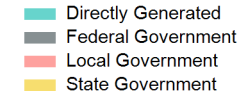
Sources of Operating Funds Expended

Directly Generated	\$217,291
Federal Government	\$263,678
Local Government	\$58,706
State Government	\$0
Total Operating Funds Expended	\$539,675

Operating Funding Sources



Capital Funding Sources



Sources of Capital Funds Expended

Directly Generated	\$0
Federal Government	\$100,045
Local Government	\$0
State Government	\$11,881
Total Capital Funds Expended	\$111,926

2023 Asset Management

Transit Asset Management (TAM) Tier	Tier II	TAM Sponsor NTD ID	4R03
--	---------	---------------------------	------

Metrics

Mode	Average Fleet Age in Years
Demand Response	2.0