

2023 Annual Agency Profile - Delta Human Resource Agency (NTD ID 41020)

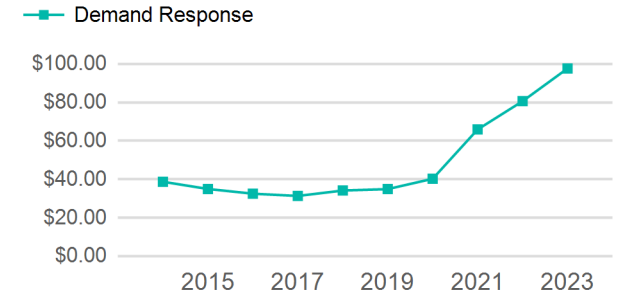
Mailing Address: 915 HWY 51 S
COVINGTON, TN

Website: <https://deltahumanresourceagency.com/transportation-services>

Service Consumed

Annual Unlinked Trips (UPT) 24,406

Operating Expenses per Vehicle Revenue Mile



Assets

Revenue Vehicles 34
Service Vehicles 2
Facilities

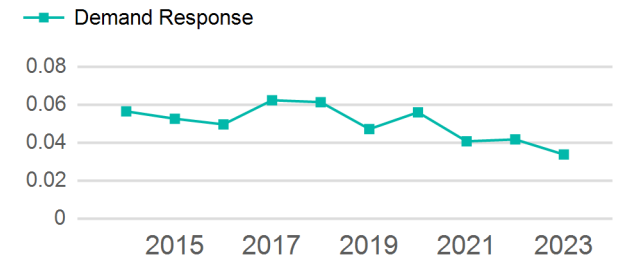
Service Supplied

Annual Vehicle Revenue Miles (VRM) 723,256
Annual Vehicle Revenue Hours (VRH) 27,663
Vehicles Operated in Maximum Service (VOMS) 34

Modal Characteristics

Mode	Annual Unlinked Passenger Trips	Directly Operated VOMS	Purchased Transportation VOMS	Annual Vehicle Revenue Miles	Annual Vehicle Revenue Hours
Demand Response	24,406	34	0	723,256	27,663
Total	24,406	34	0	723,256	27,663

Unlinked Passenger Trip per Vehicle Revenue Mile



Mode	Service Efficiency		Service Effectiveness		
	OE per VRM	OE per VRH	UPT per VRM	UPT per VRH	OE per UPT
Demand Response	\$3.29	\$86.13	0.0	0.9	\$97.63
Total	\$3.29	\$86.13	0.0	0.9	\$97.63

2023 Annual Agency Profile - Delta Human Resource Agency (NTD ID 41020)

2023 Funding Breakdown

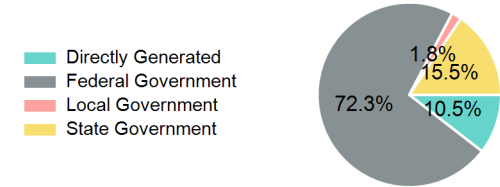
Summary of Operating Expenses (OE)

Mode	Operating Expenses	Fare Revenues
Demand Response	\$2,382,692	\$0
Total	\$2,382,692	\$0

Sources of Operating Funds Expended

Directly Generated	\$249,370
Federal Government	\$1,722,371
Local Government	\$42,000
State Government	\$368,951
Total Operating Funds Expended	\$2,382,692

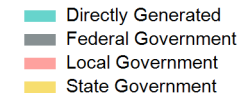
Operating Funding Sources



Capital Funding Sources

Sources of Capital Funds Expended

Directly Generated	\$0
Federal Government	\$0
Local Government	\$0
State Government	\$0
Total Capital Funds Expended	\$0



2023 Asset Management

Transit Asset Management (TAM) Tier	Tier II	TAM Sponsor NTD ID	4R08
--	---------	---------------------------	------

Metrics

Mode	Average Fleet Age in Years
Demand Response	9.7