

2023 Annual Agency Profile - Newberry County Council on Aging (NTD ID 41022)

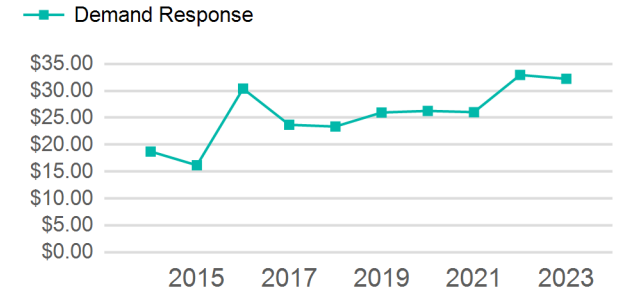
Mailing Address: 1300 HUNT ST
NEWBERRY, SC

Website: <http://www.nccoa.org>

Service Consumed

Annual Unlinked Trips (UPT) 35,069

Operating Expenses per Vehicle Revenue Mile



Assets

Revenue Vehicles 24
Service Vehicles 2
Facilities

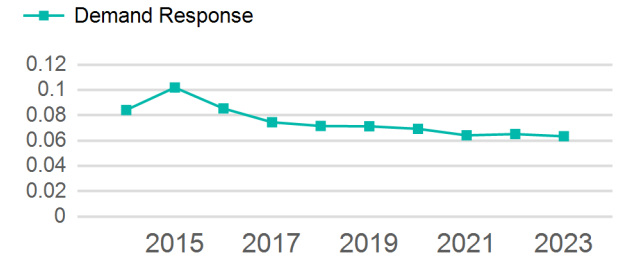
Service Supplied

Annual Vehicle Revenue Miles (VRM) 553,012
Annual Vehicle Revenue Hours (VRH) 32,305
Vehicles Operated in Maximum Service (VOMS) 21

Modal Characteristics

Mode	Annual Unlinked Passenger Trips	Directly Operated VOMS	Purchased Transportation VOMS	Annual Vehicle Revenue Miles	Annual Vehicle Revenue Hours
Demand Response	35,069	21	0	553,012	32,305
Total	35,069	21	0	553,012	32,305

Unlinked Passenger Trip per Vehicle Revenue Mile



Metrics

Mode	Service Efficiency		Service Effectiveness		
	OE per VRM	OE per VRH	UPT per VRM	UPT per VRH	OE per UPT
Demand Response	\$2.04	\$34.98	0.1	1.1	\$32.23
Total	\$2.04	\$34.98	0.1	1.1	\$32.23

2023 Annual Agency Profile - Newberry County Council on Aging (NTD ID 41022)

2023 Funding Breakdown

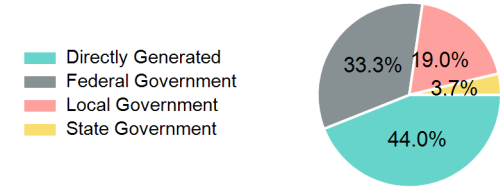
Summary of Operating Expenses (OE)

Mode	Operating Expenses	Fare Revenues
Demand Response	\$1,130,114	\$0
Total	\$1,130,114	\$0

Sources of Operating Funds Expended

Directly Generated	\$497,362
Federal Government	\$376,307
Local Government	\$214,565
State Government	\$41,880
Total Operating Funds Expended	\$1,130,114

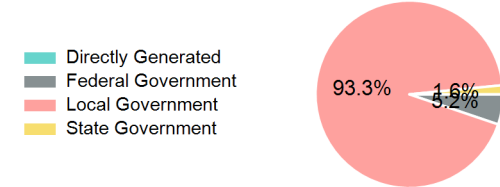
Operating Funding Sources



Sources of Capital Funds Expended

Directly Generated	\$0
Federal Government	\$4,357
Local Government	\$78,181
State Government	\$1,302
Total Capital Funds Expended	\$83,840

Capital Funding Sources



2023 Asset Management

Transit Asset Management (TAM) Tier	Tier II	TAM Sponsor NTD ID	4R07
--	---------	---------------------------	------

Metrics

Mode	Average Fleet Age in Years
Demand Response	6.0