

2023 Annual Agency Profile - Mississippi Valley State University (NTD ID 41024)

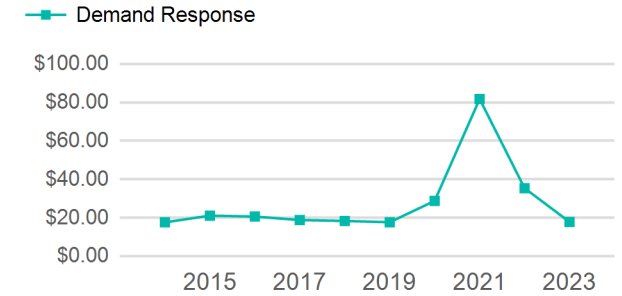
Mailing Address: 14000 HIGHWAY 82 W
ITTA BENA, MS

Website: <http://www.mvsu.edu/facilities/transportation>

Service Consumed

Annual Unlinked Trips (UPT) 34,480

Operating Expenses per Vehicle Revenue Mile



Assets

Revenue Vehicles 31
Service Vehicles
Facilities

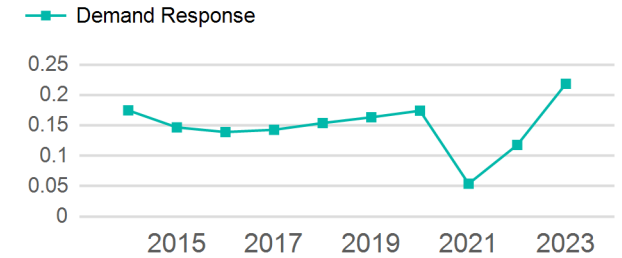
Service Supplied

Annual Vehicle Revenue Miles (VRM) 157,789
Annual Vehicle Revenue Hours (VRH) 7,023
Vehicles Operated in Maximum Service (VOMS) 15

Modal Characteristics

Mode	Annual Unlinked Passenger Trips	Directly Operated VOMS	Purchased Transportation VOMS	Annual Vehicle Revenue Miles	Annual Vehicle Revenue Hours
Demand Response	34,480	15	0	157,789	7,023
Total	34,480	15	0	157,789	7,023

Unlinked Passenger Trip per Vehicle Revenue Mile



Mode	Service Efficiency		Service Effectiveness		
	OE per VRM	OE per VRH	UPT per VRM	UPT per VRH	OE per UPT
Demand Response	\$3.91	\$87.85	0.2	4.9	\$17.89
Total	\$3.91	\$87.85	0.2	4.9	\$17.89

2023 Annual Agency Profile - Mississippi Valley State University (NTD ID 41024)

2023 Funding Breakdown

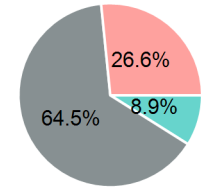
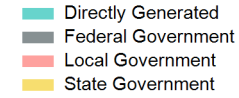
Summary of Operating Expenses (OE)

Mode	Operating Expenses	Fare Revenues
Demand Response	\$616,938	\$0
Total	\$616,938	\$0

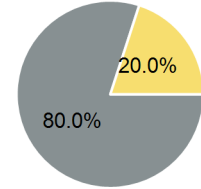
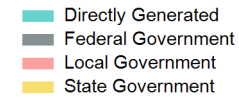
Sources of Operating Funds Expended

Directly Generated	\$55,007
Federal Government	\$397,803
Local Government	\$164,128
State Government	\$0
Total Operating Funds Expended	\$616,938

Operating Funding Sources



Capital Funding Sources



Sources of Capital Funds Expended

Directly Generated	\$0
Federal Government	\$146,759
Local Government	\$0
State Government	\$36,690
Total Capital Funds Expended	\$183,449

2023 Asset Management

Transit Asset Management (TAM) Tier	Tier II	TAM Sponsor NTD ID	4R05
--	---------	---------------------------	------

Metrics

Mode	Average Fleet Age in Years
Demand Response	10.4