

2023 Annual Agency Profile - Bartow County (NTD ID 41027)

Mailing Address: 135 W CHEROKEE AVE STE 251
CARTERSVILLE, GA

Website: <https://www.bartowcountyga.gov/departments/transit/>

Geographic Coverage

Primary Urbanized/Rural Area Atlanta, GA
Service Area Population 108,901
Service Area Sq. Miles 470
Other Areas Served:
 Georgia Non-UZA, Cartersville, GA

Assets

Revenue Vehicles 10
Service Vehicles
Facilities

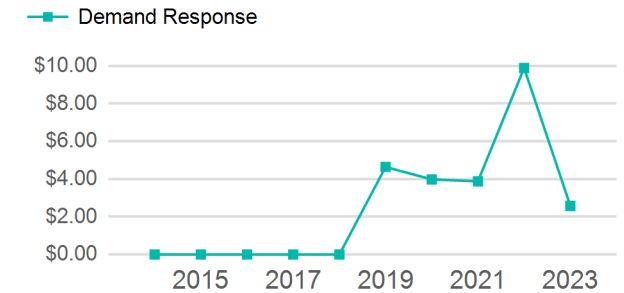
Service Consumed

Annual Unlinked Trips (UPT) 30,717

Service Supplied

Annual Vehicle Revenue Miles (VRM) 265,521
Annual Vehicle Revenue Hours (VRH) 17,874
Vehicles Operated in Maximum Service (VOMS) 8

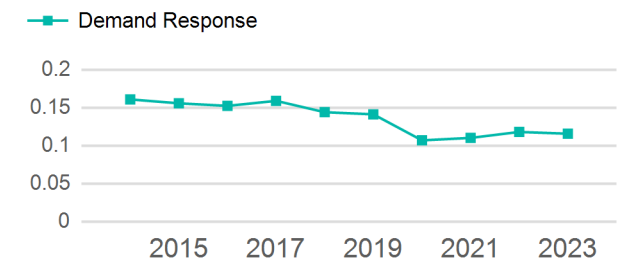
Operating Expenses per Vehicle Revenue Mile



Modal Characteristics

Mode	Annual Unlinked Passenger Trips	Directly Operated VOMS	Purchased Transportation VOMS	Annual Vehicle Revenue Miles	Annual Vehicle Revenue Hours
Demand Response	30,717	8	0	265,521	17,874
Total	30,717	8	0	265,521	17,874

Unlinked Passenger Trip per Vehicle Revenue Mile



Mode	Service Efficiency		Service Effectiveness		
	OE per VRM	OE per VRH	UPT per VRM	UPT per VRH	OE per UPT
Demand Response	\$2.58	\$38.34	0.1	1.7	\$22.31
Total	\$2.58	\$38.34	0.1	1.7	\$22.31

2023 Annual Agency Profile - Bartow County (NTD ID 41027)

2023 Funding Breakdown

Summary of Operating Expenses (OE)

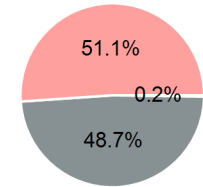
Mode	Operating Expenses	Fare Revenues
Demand Response	\$685,341	\$0
Total	\$685,341	\$0

Sources of Operating Funds Expended

Directly Generated	\$1,627
Federal Government	\$333,603
Local Government	\$350,111
State Government	\$0
Total Operating Funds Expended	\$685,341

Operating Funding Sources

- Directly Generated
- Federal Government
- Local Government
- State Government



Capital Funding Sources

Sources of Capital Funds Expended

Directly Generated	\$0
Federal Government	\$0
Local Government	\$0
State Government	\$0
Total Capital Funds Expended	\$0

- Directly Generated
- Federal Government
- Local Government
- State Government

2023 Asset Management

Transit Asset Management (TAM) Tier: Tier II TAM Sponsor NTD ID: 4R03

Metrics

Mode	Average Fleet Age in Years
Demand Response	5.2