

2023 Annual Agency Profile - Scotland County (NTD ID 41028)

Mailing Address:

Laurinburg, NC

Website: <https://www.scotlandcounty.org/435/Transportation>

Service Consumed

Annual Unlinked Trips (UPT) 23,452

Service Supplied

Annual Vehicle Revenue Miles (VRM) 166,870

Annual Vehicle Revenue Hours (VRH) 12,929

Vehicles Operated in Maximum Service (VOMS) 6

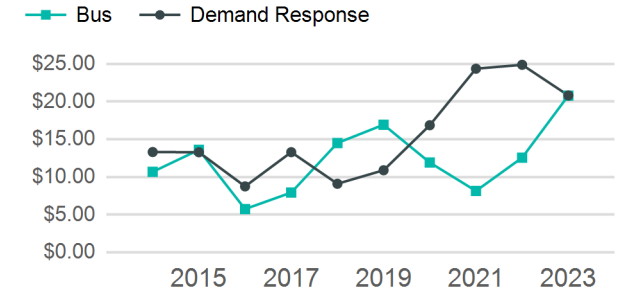
Assets

Revenue Vehicles 16

Service Vehicles

Facilities 1

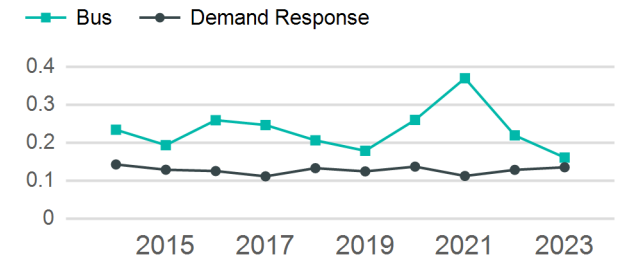
Operating Expenses per Vehicle Revenue Mile



Modal Characteristics

Mode	Annual Unlinked Passenger Trips	Directly Operated VOMS	Purchased Transportation VOMS	Annual Vehicle Revenue Miles	Annual Vehicle Revenue Hours
Demand Response	17,819	4	0	131,835	10,402
Bus	5,633	2	0	35,035	2,527
Total	23,452	6	0	166,870	12,929

Unlinked Passenger Trip per Vehicle Revenue Mile



Metrics

Service Efficiency

Service Effectiveness

Mode	OE per VRM	OE per VRH	UPT per VRM	UPT per VRH	OE per UPT
Demand Response	\$2.81	\$35.66	0.1	1.7	\$20.82
Bus	\$3.34	\$46.35	0.2	2.2	\$20.79
Total	\$2.92	\$37.75	0.1	1.8	\$20.81

2023 Annual Agency Profile - Scotland County (NTD ID 41028)

2023 Funding Breakdown

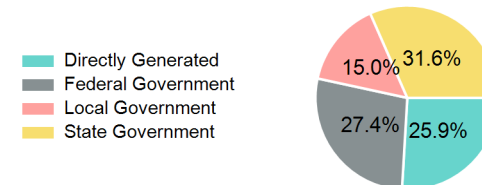
Summary of Operating Expenses (OE)

Mode	Operating Expenses	Fare Revenues
Demand Response	\$370,928	\$0
Bus	\$117,131	\$0
Total	\$488,059	\$0

Sources of Operating Funds Expended

Directly Generated	\$126,586
Federal Government	\$133,917
Local Government	\$73,246
State Government	\$154,310
Total Operating Funds Expended	\$488,059

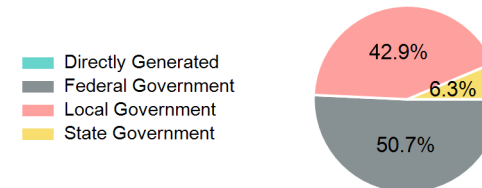
Operating Funding Sources



Sources of Capital Funds Expended

Directly Generated	\$0
Federal Government	\$2,331
Local Government	\$1,972
State Government	\$291
Total Capital Funds Expended	\$4,594

Capital Funding Sources



2023 Asset Management

Transit Asset Management (TAM) Tier: Tier II TAM Sponsor NTD ID: 4R06

Metrics

Mode	Average Fleet Age in Years
Demand Response	5.5
Bus	5.5