

# 2023 Annual Agency Profile - City of Maysville (NTD ID 41032)

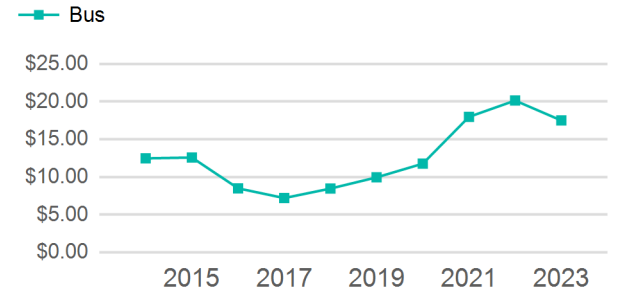
**Mailing Address:** 216 BRIDGE ST  
MAYSVILLE, KY

**Website:** [https://www.cityofmaysvilleky.gov/departments/public\\_works\\_department/index.php](https://www.cityofmaysvilleky.gov/departments/public_works_department/index.php)

## Service Consumed

**Annual Unlinked Trips (UPT)** 21,733

## Operating Expenses per Vehicle Revenue Mile



## Assets

## Service Supplied

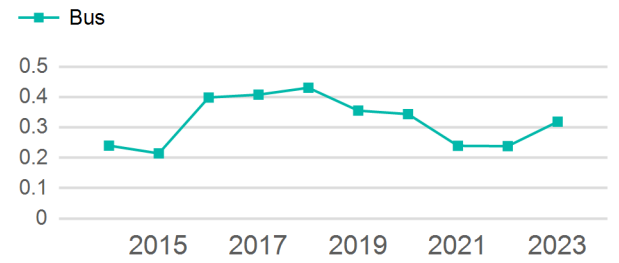
**Revenue Vehicles** 8  
**Service Vehicles**  
**Facilities**

**Annual Vehicle Revenue Miles (VRM)** 68,173  
**Annual Vehicle Revenue Hours (VRH)** 3,726  
**Vehicles Operated in Maximum Service (VOMS)** 6

## Modal Characteristics

Mode	Annual Unlinked Passenger Trips	Directly Operated VOMS	Purchased Transportation VOMS	Annual Vehicle Revenue Miles	Annual Vehicle Revenue Hours
Bus	21,733	6	0	68,173	3,726
<b>Total</b>	<b>21,733</b>	<b>6</b>	<b>0</b>	<b>68,173</b>	<b>3,726</b>

## Unlinked Passenger Trip per Vehicle Revenue Mile



## Metrics

### Service Efficiency

### Service Effectiveness

Mode	OE per VRM	OE per VRH	UPT per VRM	UPT per VRH	OE per UPT
Bus	\$5.58	\$102.07	0.3	5.8	\$17.50
<b>Total</b>	<b>\$5.58</b>	<b>\$102.07</b>	<b>0.3</b>	<b>5.8</b>	<b>\$17.50</b>

# 2023 Annual Agency Profile - City of Maysville (NTD ID 41032)

## 2023 Funding Breakdown

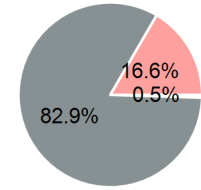
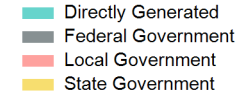
### Summary of Operating Expenses (OE)

Mode	Operating Expenses	Fare Revenues
Bus	\$380,299	\$0
<b>Total</b>	<b>\$380,299</b>	<b>\$0</b>

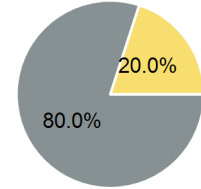
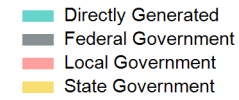
### Sources of Operating Funds Expended

Directly Generated	\$1,867
Federal Government	\$315,457
Local Government	\$62,975
State Government	\$0
<b>Total Operating Funds Expended</b>	<b>\$380,299</b>

### Operating Funding Sources



### Capital Funding Sources



### Sources of Capital Funds Expended

Directly Generated	\$0
Federal Government	\$33,052
Local Government	\$0
State Government	\$8,263
<b>Total Capital Funds Expended</b>	<b>\$41,315</b>

## 2023 Asset Management

<b>Transit Asset Management (TAM) Tier</b>	Tier II	<b>TAM Sponsor NTD ID</b>	4R04
--	---------	---------------------------	------

### Metrics

Mode	Average Fleet Age in Years
Bus	5.4