

2023 Annual Agency Profile - Suwannee River Economic Council, Inc. (NTD ID 41037)

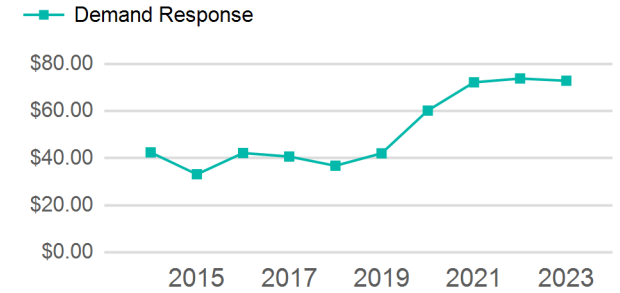
Mailing Address: 1171 NOBLES FERRY RD
LIVE OAK, FL

Website: <http://www.srecinc.org>

Service Consumed

Annual Unlinked Trips (UPT) 40,991

Operating Expenses per Vehicle Revenue Mile



Assets

Revenue Vehicles 31
Service Vehicles
Facilities

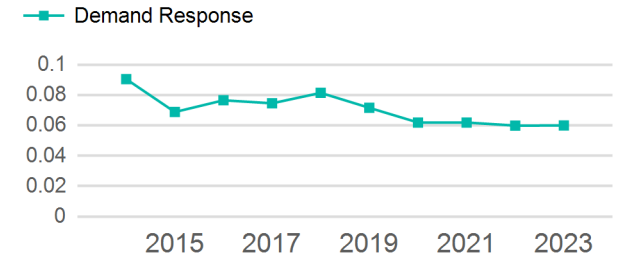
Service Supplied

Annual Vehicle Revenue Miles (VRM) 683,415
Annual Vehicle Revenue Hours (VRH) 31,039
Vehicles Operated in Maximum Service (VOMS) 26

Modal Characteristics

Mode	Annual Unlinked Passenger Trips	Directly Operated VOMS	Purchased Transportation VOMS	Annual Vehicle Revenue Miles	Annual Vehicle Revenue Hours
Demand Response	40,991	26	0	683,415	31,039
Total	40,991	26	0	683,415	31,039

Unlinked Passenger Trip per Vehicle Revenue Mile



Metrics

Mode	Service Efficiency		Service Effectiveness		
	OE per VRM	OE per VRH	UPT per VRM	UPT per VRH	OE per UPT
Demand Response	\$4.37	\$96.19	0.1	1.3	\$72.84
Total	\$4.37	\$96.19	0.1	1.3	\$72.84

2023 Annual Agency Profile - Suwannee River Economic Council, Inc. (NTD ID 41037)

2023 Funding Breakdown

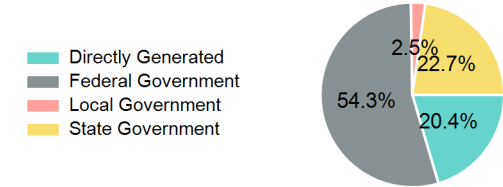
Summary of Operating Expenses (OE)

Mode	Operating Expenses	Fare Revenues
Demand Response	\$2,985,590	\$0
Total	\$2,985,590	\$0

Sources of Operating Funds Expended

Directly Generated	\$609,291
Federal Government	\$1,622,614
Local Government	\$75,548
State Government	\$678,137
Total Operating Funds Expended	\$2,985,590

Operating Funding Sources



Capital Funding Sources

Sources of Capital Funds Expended

Directly Generated	\$0
Federal Government	\$0
Local Government	\$0
State Government	\$0
Total Capital Funds Expended	\$0



2023 Asset Management

Transit Asset Management (TAM) Tier	Tier II	TAM Sponsor NTD ID	4R02
--	---------	---------------------------	------

Metrics

Mode	Average Fleet Age in Years
Demand Response	6.1