

# 2023 Annual Agency Profile - Northeast Mississippi Community Services (NTD ID 41039)

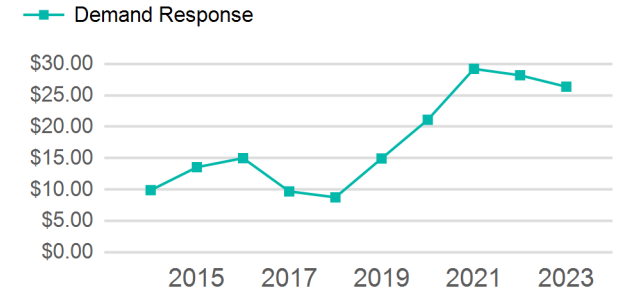
Mailing Address: 801 HATCHIE ST  
BOONEVILLE, MS

Website:

## Service Consumed

Annual Unlinked Trips (UPT) 93,349

## Operating Expenses per Vehicle Revenue Mile



## Assets

Revenue Vehicles 51  
Service Vehicles  
Facilities

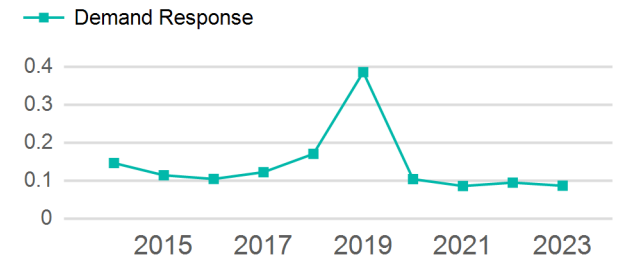
## Service Supplied

Annual Vehicle Revenue Miles (VRM) 1,080,364  
Annual Vehicle Revenue Hours (VRH) 67,611  
Vehicles Operated in Maximum Service (VOMS) 43

## Modal Characteristics

Mode	Annual Unlinked Passenger Trips	Directly Operated VOMS	Purchased Transportation VOMS	Annual Vehicle Revenue Miles	Annual Vehicle Revenue Hours
Demand Response	93,349	43	0	1,080,364	67,611
<b>Total</b>	<b>93,349</b>	<b>43</b>	<b>0</b>	<b>1,080,364</b>	<b>67,611</b>

## Unlinked Passenger Trip per Vehicle Revenue Mile



Mode	Service Efficiency		Service Effectiveness		
	OE per VRM	OE per VRH	UPT per VRM	UPT per VRH	OE per UPT
Demand Response	\$2.28	\$36.40	0.1	1.4	\$26.37
<b>Total</b>	<b>\$2.28</b>	<b>\$36.40</b>	<b>0.1</b>	<b>1.4</b>	<b>\$26.37</b>

# 2023 Annual Agency Profile - Northeast Mississippi Community Services (NTD ID 41039)

## 2023 Funding Breakdown

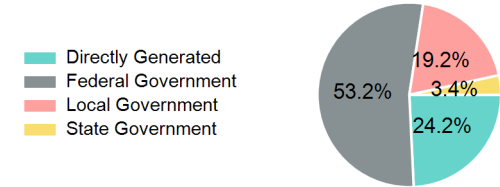
### Summary of Operating Expenses (OE)

Mode	Operating Expenses	Fare Revenues
Demand Response	\$2,461,210	\$0
<b>Total</b>	<b>\$2,461,210</b>	<b>\$0</b>

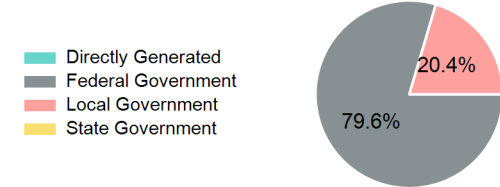
### Sources of Operating Funds Expended

Directly Generated	\$596,464
Federal Government	\$1,309,294
Local Government	\$471,354
State Government	\$84,098
<b>Total Operating Funds Expended</b>	<b>\$2,461,210</b>

### Operating Funding Sources



### Capital Funding Sources



### Sources of Capital Funds Expended

Directly Generated	\$0
Federal Government	\$32,717
Local Government	\$8,402
State Government	\$0
<b>Total Capital Funds Expended</b>	<b>\$41,119</b>

## 2023 Asset Management

<b>Transit Asset Management (TAM) Tier</b>	Tier II	<b>TAM Sponsor NTD ID</b>	4R05
--	---------	---------------------------	------

### Metrics

Mode	Average Fleet Age in Years
Demand Response	9.1