

# 2023 Annual Agency Profile - Greene County Commission (NTD ID 41041)

**Mailing Address:** 1034 SILVER RD STE 101  
GREENSBORO, GA

**Website:** <https://www.greencountyga.gov/225/Public-Transit>

## Service Consumed

Annual Unlinked Trips (UPT) 12,280

## Service Supplied

Annual Vehicle Revenue Miles (VRM) 108,692

Annual Vehicle Revenue Hours (VRH) 5,402

Vehicles Operated in Maximum Service (VOMS) 7

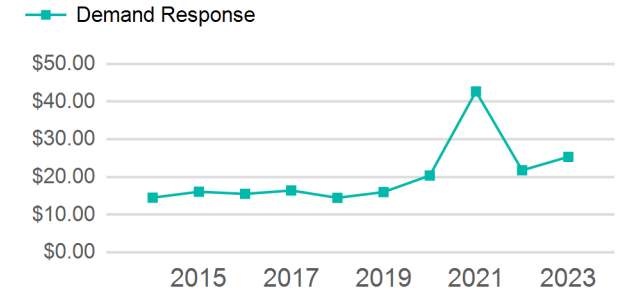
## Assets

Revenue Vehicles 5

Service Vehicles

Facilities

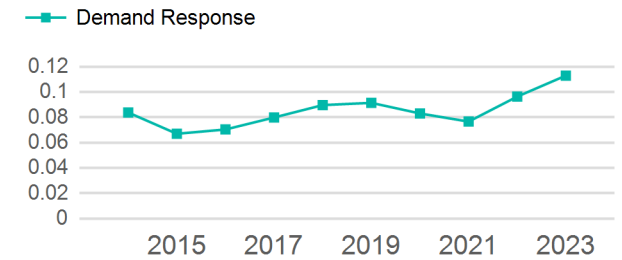
## Operating Expenses per Vehicle Revenue Mile



## Modal Characteristics

Mode	Annual Unlinked Passenger Trips	Directly Operated VOMS	Purchased Transportation VOMS	Annual Vehicle Revenue Miles	Annual Vehicle Revenue Hours
Demand Response	12,280	0	7	108,692	5,402
<b>Total</b>	<b>12,280</b>	<b>0</b>	<b>7</b>	<b>108,692</b>	<b>5,402</b>

## Unlinked Passenger Trip per Vehicle Revenue Mile



## Metrics

Mode	Service Efficiency		Service Effectiveness		
	OE per VRM	OE per VRH	UPT per VRM	UPT per VRH	OE per UPT
Demand Response	\$2.86	\$57.63	0.1	2.3	\$25.35
<b>Total</b>	<b>\$2.86</b>	<b>\$57.63</b>	<b>0.1</b>	<b>2.3</b>	<b>\$25.35</b>

# 2023 Annual Agency Profile - Greene County Commission (NTD ID 41041)

## 2023 Funding Breakdown

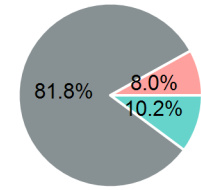
### Summary of Operating Expenses (OE)

Mode	Operating Expenses	Fare Revenues
Demand Response	\$311,316	\$0
<b>Total</b>	<b>\$311,316</b>	<b>\$0</b>

### Sources of Operating Funds Expended

Directly Generated	\$31,609
Federal Government	\$254,669
Local Government	\$25,038
State Government	\$0
<b>Total Operating Funds Expended</b>	<b>\$311,316</b>

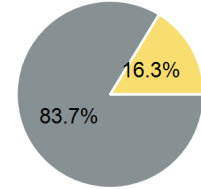
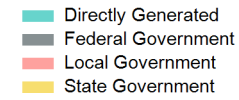
### Operating Funding Sources



### Sources of Capital Funds Expended

Directly Generated	\$0
Federal Government	\$194,757
Local Government	\$0
State Government	\$37,828
<b>Total Capital Funds Expended</b>	<b>\$232,585</b>

### Capital Funding Sources



## 2023 Asset Management

<b>Transit Asset Management (TAM) Tier</b>	Tier II	<b>TAM Sponsor NTD ID</b>	4R03
--	---------	---------------------------	------

### Metrics

Mode	Average Fleet Age in Years
Demand Response	3.2