

# 2023 Annual Agency Profile - McCormick County Senior Center (NTD ID 41042)

**Mailing Address:** 1421 S MAIN ST  
MC CORMICK, SC

**Website:** www.mcsc-mat.org

## Service Consumed

**Annual Unlinked Trips (UPT)** 37,840

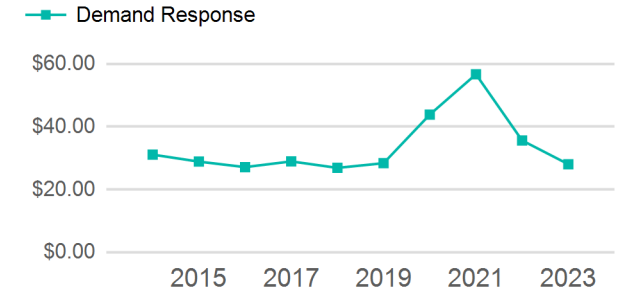
## Assets

**Revenue Vehicles** 15  
**Service Vehicles**  
**Facilities** 1

## Service Supplied

**Annual Vehicle Revenue Miles (VRM)** 419,368  
**Annual Vehicle Revenue Hours (VRH)** 25,612  
**Vehicles Operated in Maximum Service (VOMS)** 15

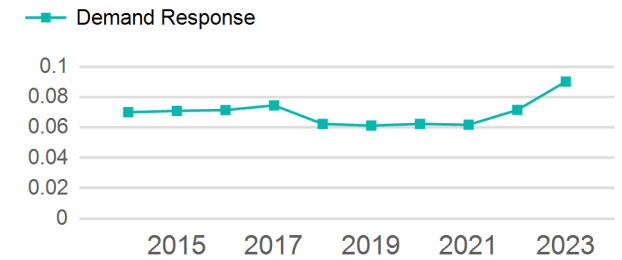
## Operating Expenses per Vehicle Revenue Mile



## Modal Characteristics

Mode	Annual Unlinked Passenger Trips	Directly Operated VOMS	Purchased Transportation VOMS	Annual Vehicle Revenue Miles	Annual Vehicle Revenue Hours
Demand Response	37,840	15	0	419,368	25,612
<b>Total</b>	<b>37,840</b>	<b>15</b>	<b>0</b>	<b>419,368</b>	<b>25,612</b>

## Unlinked Passenger Trip per Vehicle Revenue Mile



Mode	Service Efficiency		Service Effectiveness		
	OE per VRM	OE per VRH	UPT per VRM	UPT per VRH	OE per UPT
Demand Response	\$2.53	\$41.49	0.1	1.5	\$28.08
<b>Total</b>	<b>\$2.53</b>	<b>\$41.49</b>	<b>0.1</b>	<b>1.5</b>	<b>\$28.08</b>

# 2023 Annual Agency Profile - McCormick County Senior Center (NTD ID 41042)

## 2023 Funding Breakdown

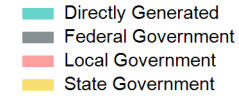
### Summary of Operating Expenses (OE)

Mode	Operating Expenses	Fare Revenues
Demand Response	\$1,062,534	\$0
<b>Total</b>	<b>\$1,062,534</b>	<b>\$0</b>

### Sources of Operating Funds Expended

Directly Generated	\$598,653
Federal Government	\$304,648
Local Government	\$85,560
State Government	\$73,673
<b>Total Operating Funds Expended</b>	<b>\$1,062,534</b>

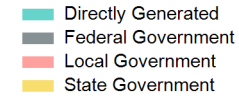
### Operating Funding Sources



### Capital Funding Sources

### Sources of Capital Funds Expended

Directly Generated	\$0
Federal Government	\$0
Local Government	\$0
State Government	\$0
<b>Total Capital Funds Expended</b>	<b>\$0</b>



## 2023 Asset Management

<b>Transit Asset Management (TAM) Tier</b>	Tier II	<b>TAM Sponsor NTD ID</b>	4R07
--	---------	---------------------------	------

### Metrics

Mode	Average Fleet Age in Years
Demand Response	6.1