

# 2023 Annual Agency Profile - Community Development Inc. (NTD ID 41044)

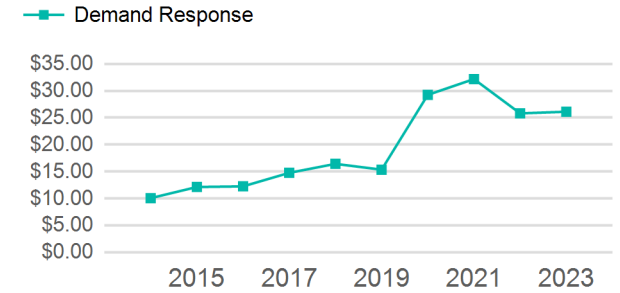
**Mailing Address:** 411 OAK ST  
 RICHTON, MS

**Website:** www.alwayscditransit.info

## Service Consumed

Annual Unlinked Trips (UPT) 63,284

## Operating Expenses per Vehicle Revenue Mile



## Assets

Revenue Vehicles 34  
 Service Vehicles  
 Facilities

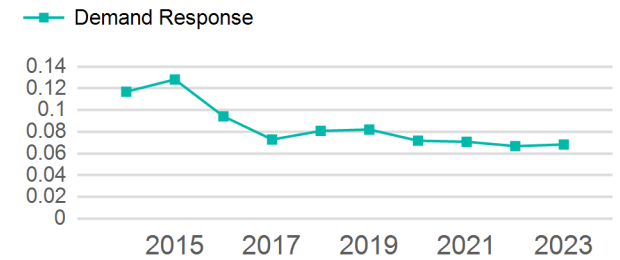
## Service Supplied

Annual Vehicle Revenue Miles (VRM) 927,093  
 Annual Vehicle Revenue Hours (VRH) 46,032  
 Vehicles Operated in Maximum Service (VOMS) 27

## Modal Characteristics

Mode	Annual Unlinked Passenger Trips	Directly Operated VOMS	Purchased Transportation VOMS	Annual Vehicle Revenue Miles	Annual Vehicle Revenue Hours
Demand Response	63,284	27	0	927,093	46,032
<b>Total</b>	<b>63,284</b>	<b>27</b>	<b>0</b>	<b>927,093</b>	<b>46,032</b>

## Unlinked Passenger Trip per Vehicle Revenue Mile



Mode	Service Efficiency		Service Effectiveness		
	OE per VRM	OE per VRH	UPT per VRM	UPT per VRH	OE per UPT
Demand Response	\$1.78	\$35.91	0.1	1.4	\$26.12
<b>Total</b>	<b>\$1.78</b>	<b>\$35.91</b>	<b>0.1</b>	<b>1.4</b>	<b>\$26.12</b>

# 2023 Annual Agency Profile - Community Development Inc. (NTD ID 41044)

## 2023 Funding Breakdown

### Summary of Operating Expenses (OE)

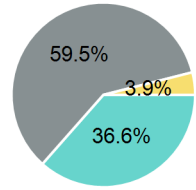
Mode	Operating Expenses	Fare Revenues
Demand Response	\$1,653,014	\$0
<b>Total</b>	<b>\$1,653,014</b>	<b>\$0</b>

### Sources of Operating Funds Expended

Directly Generated	\$604,220
Federal Government	\$983,820
Local Government	\$0
State Government	\$64,974
<b>Total Operating Funds Expended</b>	<b>\$1,653,014</b>

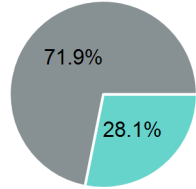
### Operating Funding Sources

■ Directly Generated  
■ Federal Government  
■ Local Government  
■ State Government



### Capital Funding Sources

■ Directly Generated  
■ Federal Government  
■ Local Government  
■ State Government



### Sources of Capital Funds Expended

Directly Generated	\$123,320
Federal Government	\$314,887
Local Government	\$0
State Government	\$0
<b>Total Capital Funds Expended</b>	<b>\$438,207</b>

## 2023 Asset Management

<b>Transit Asset Management (TAM) Tier</b>	Tier II	<b>TAM Sponsor NTD ID</b>	4R05
--	---------	---------------------------	------

### Metrics

Mode	Average Fleet Age in Years
Demand Response	5.0