

2023 Annual Agency Profile - Taliaferro County Board of Commissioners (NTD ID 41046)

Mailing Address: 113 MONUMENT ST SE
CRAWFORDVILLE, GA

Website: <https://taliaferrocountyga.org/taliaferro-county-transit/>

Service Consumed

Annual Unlinked Trips (UPT) 1,701

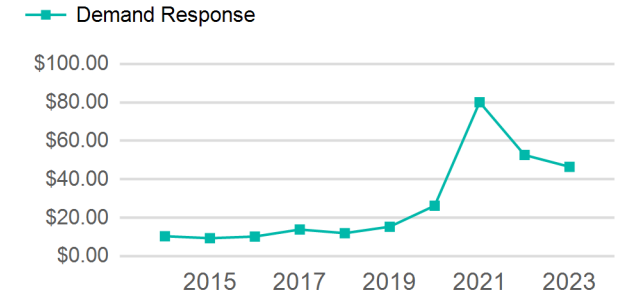
Assets

Revenue Vehicles 2
Service Vehicles
Facilities

Service Supplied

Annual Vehicle Revenue Miles (VRM) 16,188
Annual Vehicle Revenue Hours (VRH) 1,452
Vehicles Operated in Maximum Service (VOMS) 2

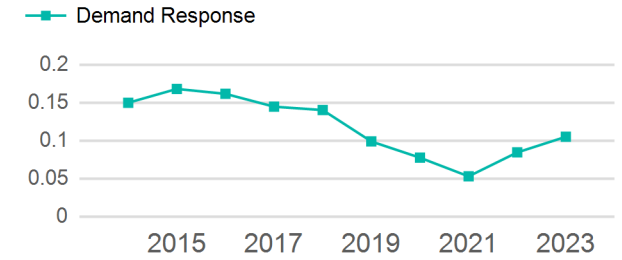
Operating Expenses per Vehicle Revenue Mile



Modal Characteristics

| Mode | Annual Unlinked Passenger Trips | Directly Operated VOMS | Purchased Transportation VOMS | Annual Vehicle Revenue Miles | Annual Vehicle Revenue Hours |
|-----------------|---------------------------------|------------------------|-------------------------------|------------------------------|------------------------------|
| Demand Response | 1,701 | 2 | 0 | 16,188 | 1,452 |
| Total | 1,701 | 2 | 0 | 16,188 | 1,452 |

Unlinked Passenger Trip per Vehicle Revenue Mile



| Mode | Service Efficiency | | Service Effectiveness | | |
|-----------------|--------------------|----------------|-----------------------|-------------|----------------|
| | OE per VRM | OE per VRH | UPT per VRM | UPT per VRH | OE per UPT |
| Demand Response | \$4.89 | \$54.52 | 0.1 | 1.2 | \$46.54 |
| Total | \$4.89 | \$54.52 | 0.1 | 1.2 | \$46.54 |

2023 Annual Agency Profile - Taliaferro County Board of Commissioners (NTD ID 41046)

2023 Funding Breakdown

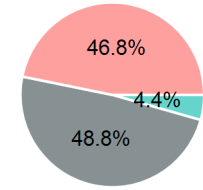
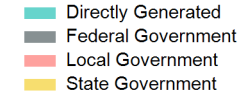
Summary of Operating Expenses (OE)

| Mode | Operating Expenses | Fare Revenues |
|-----------------|--------------------|---------------|
| Demand Response | \$79,164 | \$0 |
| Total | \$79,164 | \$0 |

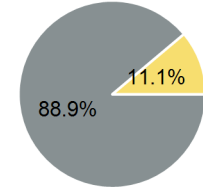
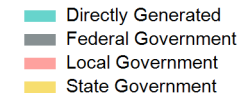
Sources of Operating Funds Expended

| | |
|---------------------------------------|-----------------|
| Directly Generated | \$3,469 |
| Federal Government | \$38,635 |
| Local Government | \$37,060 |
| State Government | \$0 |
| Total Operating Funds Expended | \$79,164 |

Operating Funding Sources



Capital Funding Sources



Sources of Capital Funds Expended

| | |
|-------------------------------------|----------------|
| Directly Generated | \$0 |
| Federal Government | \$1,600 |
| Local Government | \$0 |
| State Government | \$200 |
| Total Capital Funds Expended | \$1,800 |

2023 Asset Management

| | | | |
|--|---------|---------------------------|------|
| Transit Asset Management (TAM) Tier | Tier II | TAM Sponsor NTD ID | 4R03 |
|--|---------|---------------------------|------|

Metrics

| Mode | Average Fleet Age in Years |
|-----------------|----------------------------|
| Demand Response | 7.0 |