

2023 Annual Agency Profile - Five County Child Development Program, Inc. (NTD ID 41051)

Mailing Address: 1118 THIRD ST
PRENTISS, MS

Website: <https://www.fivecountyhs.org>

Service Consumed

Annual Unlinked Trips (UPT) 17,514

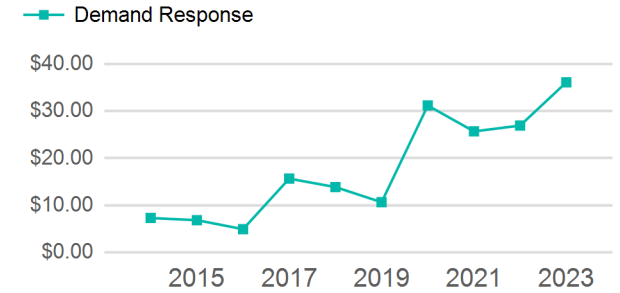
Assets

Revenue Vehicles 18
Service Vehicles
Facilities

Service Supplied

Annual Vehicle Revenue Miles (VRM) 211,166
Annual Vehicle Revenue Hours (VRH) 14,781
Vehicles Operated in Maximum Service (VOMS) 8

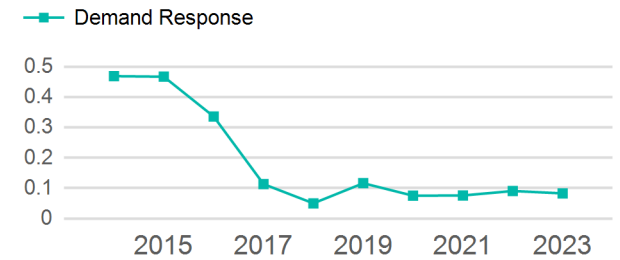
Operating Expenses per Vehicle Revenue Mile



Modal Characteristics

Mode	Annual Unlinked Passenger Trips	Directly Operated VOMS	Purchased Transportation VOMS	Annual Vehicle Revenue Miles	Annual Vehicle Revenue Hours
Demand Response	17,514	8	0	211,166	14,781
Total	17,514	8	0	211,166	14,781

Unlinked Passenger Trip per Vehicle Revenue Mile



Mode	Service Efficiency		Service Effectiveness		
	OE per VRM	OE per VRH	UPT per VRM	UPT per VRH	OE per UPT
Demand Response	\$2.99	\$42.77	0.1	1.2	\$36.10
Total	\$2.99	\$42.77	0.1	1.2	\$36.10

2023 Annual Agency Profile - Five County Child Development Program, Inc. (NTD ID 41051)

2023 Funding Breakdown

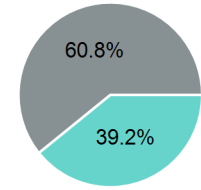
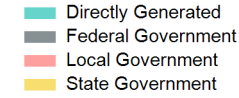
Summary of Operating Expenses (OE)

Mode	Operating Expenses	Fare Revenues
Demand Response	\$632,196	\$0
Total	\$632,196	\$0

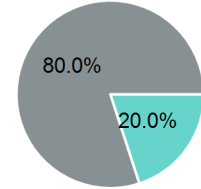
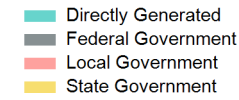
Sources of Operating Funds Expended

Directly Generated	\$247,783
Federal Government	\$384,413
Local Government	\$0
State Government	\$0
Total Operating Funds Expended	\$632,196

Operating Funding Sources



Capital Funding Sources



Sources of Capital Funds Expended

Directly Generated	\$48,424
Federal Government	\$193,856
Local Government	\$0
State Government	\$0
Total Capital Funds Expended	\$242,280

2023 Asset Management

Transit Asset Management (TAM) Tier	Tier II	TAM Sponsor NTD ID	4R05
--	---------	---------------------------	------

Metrics

Mode	Average Fleet Age in Years
Demand Response	9.1