

2023 Annual Agency Profile - McDuffie County Commission (NTD ID 41055)

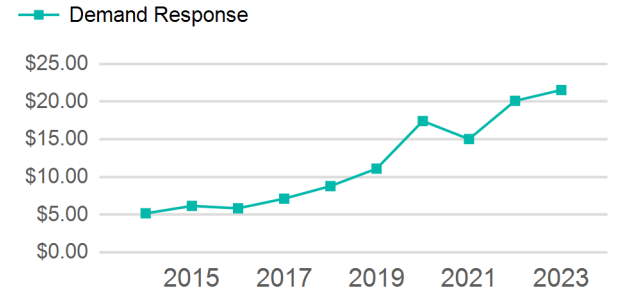
Mailing Address: 210 RAILROAD ST
THOMSON, GA

Website: <https://www.thomson-mcduffie.gov/parksrecre-leisure/page/mcduffie-county-rural-transit>

Service Consumed

Annual Unlinked Trips (UPT) 18,266

Operating Expenses per Vehicle Revenue Mile



Assets

Revenue Vehicles 5
Service Vehicles
Facilities

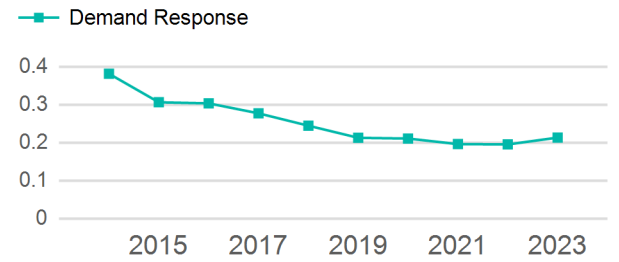
Service Supplied

Annual Vehicle Revenue Miles (VRM) 85,642
Annual Vehicle Revenue Hours (VRH) 6,953
Vehicles Operated in Maximum Service (VOMS) 5

Modal Characteristics

Mode	Annual Unlinked Passenger Trips	Directly Operated VOMS	Purchased Transportation VOMS	Annual Vehicle Revenue Miles	Annual Vehicle Revenue Hours
Demand Response	18,266	5	0	85,642	6,953
Total	18,266	5	0	85,642	6,953

Unlinked Passenger Trip per Vehicle Revenue Mile



Metrics

Service Efficiency

Service Effectiveness

Mode	OE per VRM	OE per VRH	UPT per VRM	UPT per VRH	OE per UPT
Demand Response	\$4.59	\$56.58	0.2	2.6	\$21.54
Total	\$4.59	\$56.58	0.2	2.6	\$21.54

2023 Annual Agency Profile - McDuffie County Commission (NTD ID 41055)

2023 Funding Breakdown

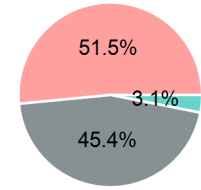
Summary of Operating Expenses (OE)

Mode	Operating Expenses	Fare Revenues
Demand Response	\$393,433	\$0
Total	\$393,433	\$0

Sources of Operating Funds Expended

Directly Generated	\$12,133
Federal Government	\$178,566
Local Government	\$202,734
State Government	\$0
Total Operating Funds Expended	\$393,433

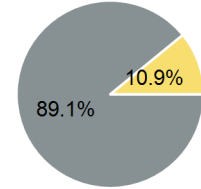
Operating Funding Sources



Sources of Capital Funds Expended

Directly Generated	\$0
Federal Government	\$102,955
Local Government	\$0
State Government	\$12,609
Total Capital Funds Expended	\$115,564

Capital Funding Sources



2023 Asset Management

Transit Asset Management (TAM) Tier	Tier II	TAM Sponsor NTD ID	4R03
--	---------	---------------------------	------

Metrics

Mode	Average Fleet Age in Years
Demand Response	4.0