

2023 Annual Agency Profile - Dawson County (NTD ID 41057)

Mailing Address: 25 JUSTICE WAY STE 2214
DAWSONVILLE, GA

Website: <https://www.dawsoncounty.org/transit>

Service Consumed

Annual Unlinked Trips (UPT) 12,506

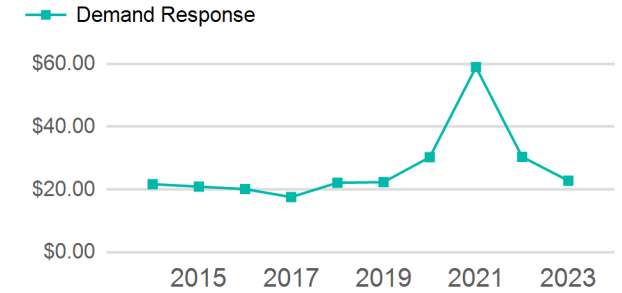
Assets

Revenue Vehicles 4
Service Vehicles
Facilities

Service Supplied

Annual Vehicle Revenue Miles (VRM) 89,429
Annual Vehicle Revenue Hours (VRH) 6,380
Vehicles Operated in Maximum Service (VOMS) 4

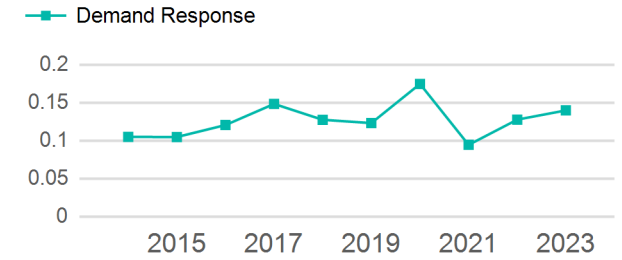
Operating Expenses per Vehicle Revenue Mile



Modal Characteristics

Mode	Annual Unlinked Passenger Trips	Directly Operated VOMS	Purchased Transportation VOMS	Annual Vehicle Revenue Miles	Annual Vehicle Revenue Hours
Demand Response	12,506	4	0	89,429	6,380
Total	12,506	4	0	89,429	6,380

Unlinked Passenger Trip per Vehicle Revenue Mile



Mode	Service Efficiency		Service Effectiveness		
	OE per VRM	OE per VRH	UPT per VRM	UPT per VRH	OE per UPT
Demand Response	\$3.19	\$44.77	0.1	2.0	\$22.84
Total	\$3.19	\$44.77	0.1	2.0	\$22.84

2023 Annual Agency Profile - Dawson County (NTD ID 41057)

2023 Funding Breakdown

Summary of Operating Expenses (OE)

Mode	Operating Expenses	Fare Revenues
Demand Response	\$285,642	\$0
Total	\$285,642	\$0

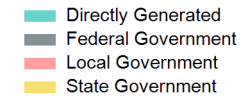
Sources of Operating Funds Expended

Directly Generated	\$10,842
Federal Government	\$195,070
Local Government	\$79,730
State Government	\$0
Total Operating Funds Expended	\$285,642

Operating Funding Sources



Capital Funding Sources



Sources of Capital Funds Expended

Directly Generated	\$0
Federal Government	\$995
Local Government	\$0
State Government	\$100
Total Capital Funds Expended	\$1,095

2023 Asset Management

Transit Asset Management (TAM) Tier	Tier II	TAM Sponsor NTD ID	4R03
--	---------	---------------------------	------

Metrics

Mode	Average Fleet Age in Years
Demand Response	6.3