

# 2023 Annual Agency Profile - City of Key West (NTD ID 41060)

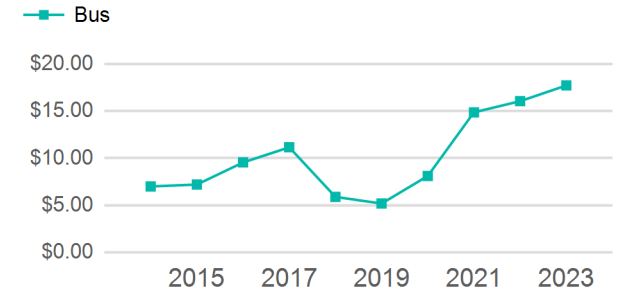
Mailing Address: 1300 WHITE ST  
KEY WEST, FL

Website: www.kwtransit.com/

## Service Consumed

Annual Unlinked Trips (UPT) 294,658

## Operating Expenses per Vehicle Revenue Mile



## Assets

## Service Supplied

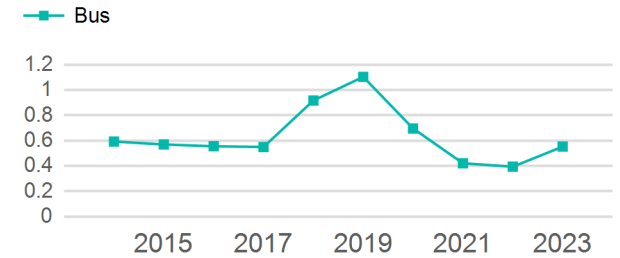
Revenue Vehicles 25  
Service Vehicles 4  
Facilities 1

Annual Vehicle Revenue Miles (VRM) 533,123  
Annual Vehicle Revenue Hours (VRH) 45,682  
Vehicles Operated in Maximum Service (VOMS) 8

## Modal Characteristics

Mode	Annual Unlinked Passenger Trips	Directly Operated VOMS	Purchased Transportation VOMS	Annual Vehicle Revenue Miles	Annual Vehicle Revenue Hours
Bus	294,658	8	0	533,123	45,682
<b>Total</b>	<b>294,658</b>	<b>8</b>	<b>0</b>	<b>533,123</b>	<b>45,682</b>

## Unlinked Passenger Trip per Vehicle Revenue Mile



Mode	Service Efficiency		Service Effectiveness		
	OE per VRM	OE per VRH	UPT per VRM	UPT per VRH	OE per UPT
Bus	\$9.79	\$114.25	0.6	6.5	\$17.71
<b>Total</b>	<b>\$9.79</b>	<b>\$114.25</b>	<b>0.6</b>	<b>6.5</b>	<b>\$17.71</b>

# 2023 Annual Agency Profile - City of Key West (NTD ID 41060)

## 2023 Funding Breakdown

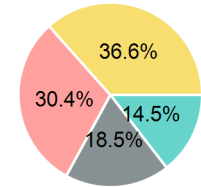
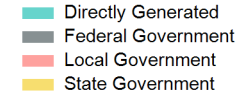
### Summary of Operating Expenses (OE)

Mode	Operating Expenses	Fare Revenues
Bus	\$5,218,971	\$0
<b>Total</b>	<b>\$5,218,971</b>	<b>\$0</b>

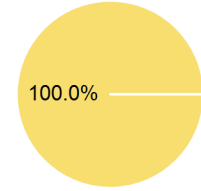
### Sources of Operating Funds Expended

Directly Generated	\$755,616
Federal Government	\$965,237
Local Government	\$1,587,049
State Government	\$1,911,069
<b>Total Operating Funds Expended</b>	<b>\$5,218,971</b>

### Operating Funding Sources



### Capital Funding Sources



### Sources of Capital Funds Expended

Directly Generated	\$0
Federal Government	\$0
Local Government	\$0
State Government	\$66,152
<b>Total Capital Funds Expended</b>	<b>\$66,152</b>

## 2023 Asset Management

<b>Transit Asset Management (TAM) Tier</b>	Tier II	<b>TAM Sponsor NTD ID</b>	4R02
--	---------	---------------------------	------

### Metrics

Mode	Average Fleet Age in Years
Bus	9.3