

2023 Annual Agency Profile - Glascock County (NTD ID 41074)

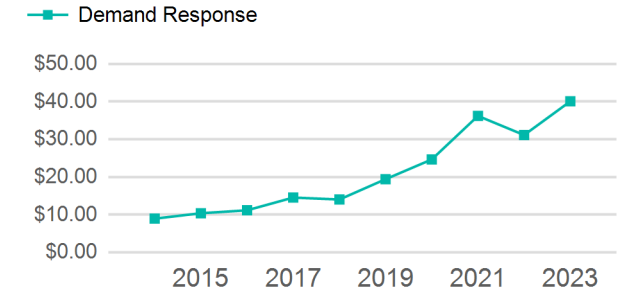
Mailing Address: 62 E MAIN ST
GIBSON, GA

Website: <https://www.glascockcountyga.com/transit-department>

Service Consumed

Annual Unlinked Trips (UPT) 2,588

Operating Expenses per Vehicle Revenue Mile



Assets

Revenue Vehicles 2
Service Vehicles
Facilities

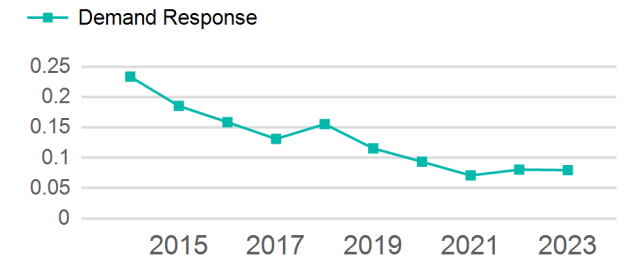
Service Supplied

Annual Vehicle Revenue Miles (VRM) 32,439
Annual Vehicle Revenue Hours (VRH) 1,939
Vehicles Operated in Maximum Service (VOMS) 2

Modal Characteristics

Mode	Annual Unlinked Passenger Trips	Directly Operated VOMS	Purchased Transportation VOMS	Annual Vehicle Revenue Miles	Annual Vehicle Revenue Hours
Demand Response	2,588	2	0	32,439	1,939
Total	2,588	2	0	32,439	1,939

Unlinked Passenger Trip per Vehicle Revenue Mile



Mode	Service Efficiency		Service Effectiveness		
	OE per VRM	OE per VRH	UPT per VRM	UPT per VRH	OE per UPT
Demand Response	\$3.20	\$53.49	0.1	1.3	\$40.07
Total	\$3.20	\$53.49	0.1	1.3	\$40.07

2023 Annual Agency Profile - Glascock County (NTD ID 41074)

2023 Funding Breakdown

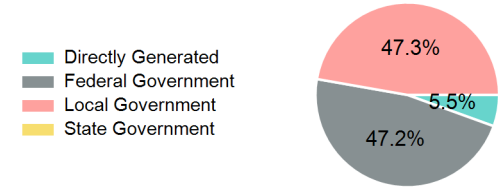
Summary of Operating Expenses (OE)

Mode	Operating Expenses	Fare Revenues
Demand Response	\$103,714	\$0
Total	\$103,714	\$0

Sources of Operating Funds Expended

Directly Generated	\$5,702
Federal Government	\$49,003
Local Government	\$49,009
State Government	\$0
Total Operating Funds Expended	\$103,714

Operating Funding Sources



Capital Funding Sources

Sources of Capital Funds Expended

Directly Generated	\$0
Federal Government	\$0
Local Government	\$0
State Government	\$0
Total Capital Funds Expended	\$0



2023 Asset Management

Transit Asset Management (TAM) Tier	Tier II	TAM Sponsor NTD ID	4R03
--	---------	---------------------------	------

Metrics

Mode	Average Fleet Age in Years
Demand Response	6.0