

# 2023 Annual Agency Profile - St. Clair County Commission (NTD ID 41076)

**Mailing Address:** 165 5TH AVE  
ASHVILLE, AL

**Website:** <https://www.stclairco.com/228/Public-Transportation>

## Service Consumed

**Annual Unlinked Trips (UPT)** 31,926

## Service Supplied

**Annual Vehicle Revenue Miles (VRM)** 221,078

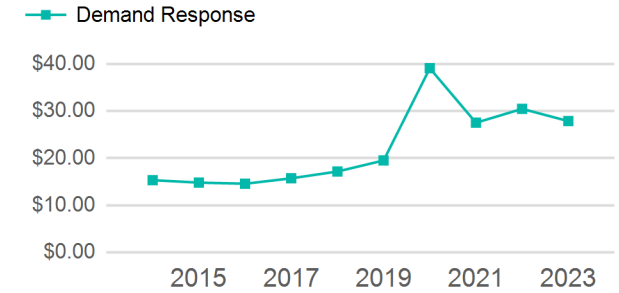
**Annual Vehicle Revenue Hours (VRH)** 8,863

**Vehicles Operated in Maximum Service (VOMS)** 10

## Assets

**Revenue Vehicles** 19  
**Service Vehicles**  
**Facilities**

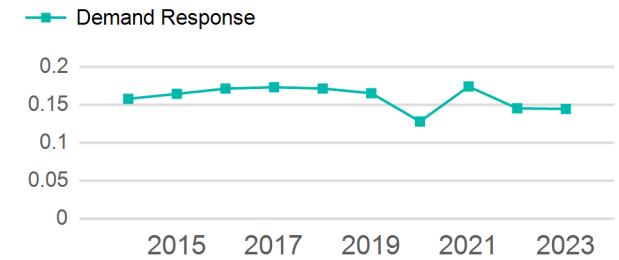
## Operating Expenses per Vehicle Revenue Mile



## Modal Characteristics

Mode	Annual Unlinked Passenger Trips	Directly Operated VOMS	Purchased Transportation VOMS	Annual Vehicle Revenue Miles	Annual Vehicle Revenue Hours
Demand Response	31,926	10	0	221,078	8,863
<b>Total</b>	<b>31,926</b>	<b>10</b>	<b>0</b>	<b>221,078</b>	<b>8,863</b>

## Unlinked Passenger Trip per Vehicle Revenue Mile



Mode	Service Efficiency		Service Effectiveness		
	OE per VRM	OE per VRH	UPT per VRM	UPT per VRH	OE per UPT
Demand Response	\$4.02	\$100.36	0.1	3.6	\$27.86
<b>Total</b>	<b>\$4.02</b>	<b>\$100.36</b>	<b>0.1</b>	<b>3.6</b>	<b>\$27.86</b>

# 2023 Annual Agency Profile - St. Clair County Commission (NTD ID 41076)

## 2023 Funding Breakdown

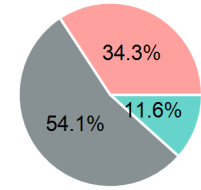
### Summary of Operating Expenses (OE)

Mode	Operating Expenses	Fare Revenues
Demand Response	\$889,507	\$0
<b>Total</b>	<b>\$889,507</b>	<b>\$0</b>

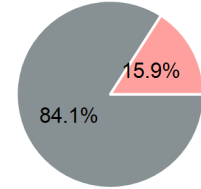
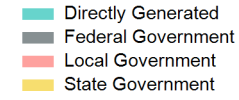
### Sources of Operating Funds Expended

Directly Generated	\$103,174
Federal Government	\$481,502
Local Government	\$304,831
State Government	\$0
<b>Total Operating Funds Expended</b>	<b>\$889,507</b>

### Operating Funding Sources



### Capital Funding Sources



### Sources of Capital Funds Expended

Directly Generated	\$0
Federal Government	\$252,140
Local Government	\$47,680
State Government	\$0
<b>Total Capital Funds Expended</b>	<b>\$299,820</b>

## 2023 Asset Management

<b>Transit Asset Management (TAM) Tier</b>	Tier II	<b>TAM Sponsor NTD ID</b>	4R01
--	---------	---------------------------	------

### Metrics

Mode	Average Fleet Age in Years
Demand Response	4.8