

2023 Annual Agency Profile - Taylor County (NTD ID 41077)

Mailing Address: COUNTY COMMISSIONERS OFC
BUTLER, GA

Website: <https://taylorcountyga.com/departments-transit-authority.php>

Service Consumed

Annual Unlinked Trips (UPT) 7,256

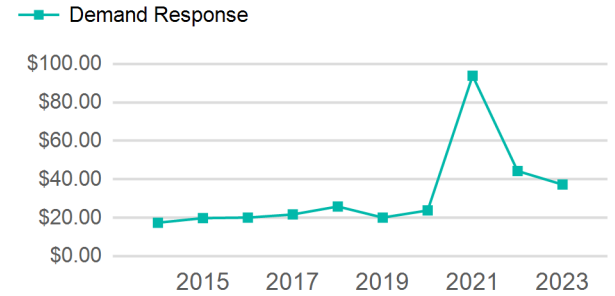
Assets

Revenue Vehicles 3
Service Vehicles
Facilities

Service Supplied

Annual Vehicle Revenue Miles (VRM) 99,692
Annual Vehicle Revenue Hours (VRH) 4,806
Vehicles Operated in Maximum Service (VOMS) 4

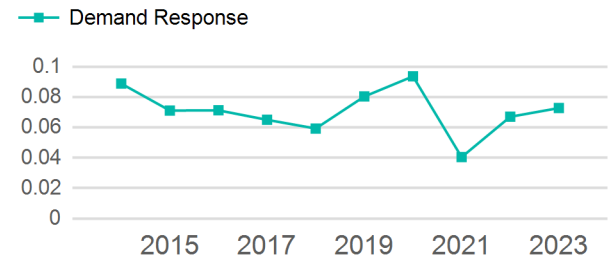
Operating Expenses per Vehicle Revenue Mile



Modal Characteristics

Mode	Annual Unlinked Passenger Trips	Directly Operated VOMS	Purchased Transportation VOMS	Annual Vehicle Revenue Miles	Annual Vehicle Revenue Hours
Demand Response	7,256	4	0	99,692	4,806
Total	7,256	4	0	99,692	4,806

Unlinked Passenger Trip per Vehicle Revenue Mile



Metrics

Service Efficiency

Service Effectiveness

Mode	OE per VRM	OE per VRH	UPT per VRM	UPT per VRH	OE per UPT
Demand Response	\$2.72	\$56.33	0.1	1.5	\$37.31
Total	\$2.72	\$56.33	0.1	1.5	\$37.31

2023 Annual Agency Profile - Taylor County (NTD ID 41077)

2023 Funding Breakdown

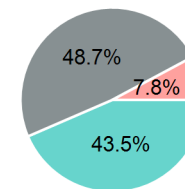
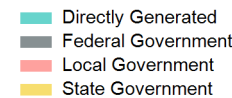
Summary of Operating Expenses (OE)

Mode	Operating Expenses	Fare Revenues
Demand Response	\$270,708	\$0
Total	\$270,708	\$0

Sources of Operating Funds Expended

Directly Generated	\$117,861
Federal Government	\$131,795
Local Government	\$21,052
State Government	\$0
Total Operating Funds Expended	\$270,708

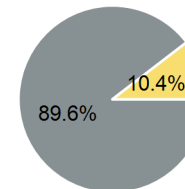
Operating Funding Sources



Sources of Capital Funds Expended

Directly Generated	\$0
Federal Government	\$98,253
Local Government	\$0
State Government	\$11,433
Total Capital Funds Expended	\$109,686

Capital Funding Sources



2023 Asset Management

Transit Asset Management (TAM) Tier	Tier II	TAM Sponsor NTD ID	4R03
--	---------	---------------------------	------

Metrics

Mode	Average Fleet Age in Years
Demand Response	6.0