

2023 Annual Agency Profile - Morgan County (NTD ID 41078)

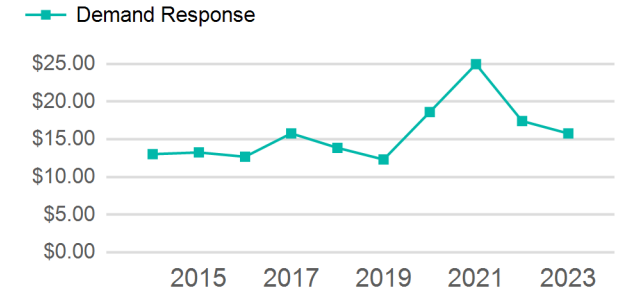
Mailing Address: 150 E WASHINGTON ST
MADISON, GA

Website: <https://www.morganga.org/158/Public-Transportation>

Service Consumed

Annual Unlinked Trips (UPT) 24,764

Operating Expenses per Vehicle Revenue Mile



Assets

Revenue Vehicles 6
Service Vehicles
Facilities

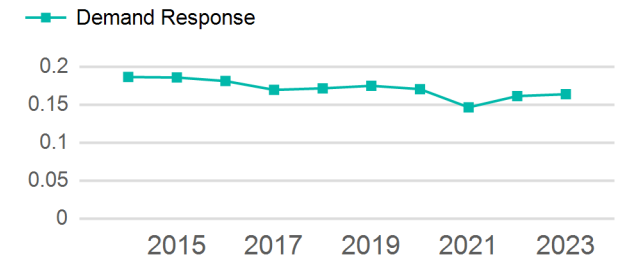
Service Supplied

Annual Vehicle Revenue Miles (VRM) 151,241
Annual Vehicle Revenue Hours (VRH) 7,998
Vehicles Operated in Maximum Service (VOMS) 6

Modal Characteristics

Mode	Annual Unlinked Passenger Trips	Directly Operated VOMS	Purchased Transportation VOMS	Annual Vehicle Revenue Miles	Annual Vehicle Revenue Hours
Demand Response	24,764	6	0	151,241	7,998
Total	24,764	6	0	151,241	7,998

Unlinked Passenger Trip per Vehicle Revenue Mile



Mode	Service Efficiency		Service Effectiveness		
	OE per VRM	OE per VRH	UPT per VRM	UPT per VRH	OE per UPT
Demand Response	\$2.58	\$48.84	0.2	3.1	\$15.77
Total	\$2.58	\$48.84	0.2	3.1	\$15.77

2023 Annual Agency Profile - Morgan County (NTD ID 41078)

2023 Funding Breakdown

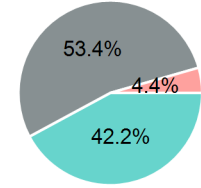
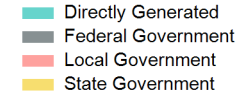
Summary of Operating Expenses (OE)

Mode	Operating Expenses	Fare Revenues
Demand Response	\$390,593	\$0
Total	\$390,593	\$0

Sources of Operating Funds Expended

Directly Generated	\$164,657
Federal Government	\$208,766
Local Government	\$17,170
State Government	\$0
Total Operating Funds Expended	\$390,593

Operating Funding Sources



Capital Funding Sources

Sources of Capital Funds Expended

Directly Generated	\$0
Federal Government	\$0
Local Government	\$0
State Government	\$0
Total Capital Funds Expended	\$0



2023 Asset Management

Transit Asset Management (TAM) Tier	Tier II	TAM Sponsor NTD ID	4R03
--	---------	---------------------------	------

Metrics

Mode	Average Fleet Age in Years
Demand Response	7.3