

# 2023 Annual Agency Profile - City of Glasgow (NTD ID 41083)

Mailing Address: 126 E PUBLIC SQ  
GLASGOW, KY

Website: <http://www.cityofglasgow.org/>

## Service Consumed

Annual Unlinked Trips (UPT) 8,475

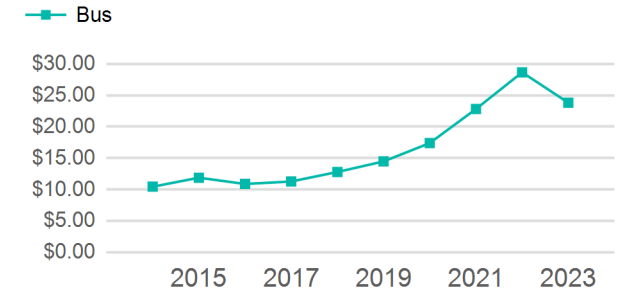
## Assets

Revenue Vehicles 2  
Service Vehicles  
Facilities 1

## Service Supplied

Annual Vehicle Revenue Miles (VRM) 38,356  
Annual Vehicle Revenue Hours (VRH) 3,366  
Vehicles Operated in Maximum Service (VOMS) 2

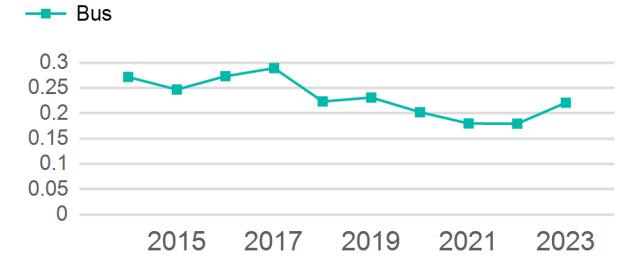
## Operating Expenses per Vehicle Revenue Mile



## Modal Characteristics

Mode	Annual Unlinked Passenger Trips	Directly Operated VOMS	Purchased Transportation VOMS	Annual Vehicle Revenue Miles	Annual Vehicle Revenue Hours
Bus	8,475	2	0	38,356	3,366
<b>Total</b>	<b>8,475</b>	<b>2</b>	<b>0</b>	<b>38,356</b>	<b>3,366</b>

## Unlinked Passenger Trip per Vehicle Revenue Mile



Mode	Service Efficiency		Service Effectiveness		
	OE per VRM	OE per VRH	UPT per VRM	UPT per VRH	OE per UPT
Bus	\$5.26	\$59.98	0.2	2.5	\$23.82
<b>Total</b>	<b>\$5.26</b>	<b>\$59.98</b>	<b>0.2</b>	<b>2.5</b>	<b>\$23.82</b>

# 2023 Annual Agency Profile - City of Glasgow (NTD ID 41083)

## 2023 Funding Breakdown

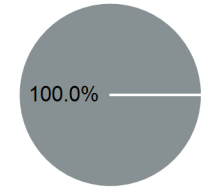
### Summary of Operating Expenses (OE)

Mode	Operating Expenses	Fare Revenues
Bus	\$201,893	\$0
<b>Total</b>	<b>\$201,893</b>	<b>\$0</b>

### Sources of Operating Funds Expended

Directly Generated	\$0
Federal Government	\$201,893
Local Government	\$0
State Government	\$0
<b>Total Operating Funds Expended</b>	<b>\$201,893</b>

### Operating Funding Sources



### Capital Funding Sources



### Sources of Capital Funds Expended

Directly Generated	\$0
Federal Government	\$0
Local Government	\$0
State Government	\$0
<b>Total Capital Funds Expended</b>	<b>\$0</b>

## 2023 Asset Management

Transit Asset Management (TAM) Tier	Tier II	TAM Sponsor NTD ID	4R04
-------------------------------------	---------	--------------------	------

### Metrics

Mode	Average Fleet Age in Years
Bus	4.0