

# 2023 Annual Agency Profile - Catoosa County (NTD ID 41086)

**Mailing Address:** 800 LAFAYETTE ST  
RINGGOLD, GA

**Website:** <http://www.catoosa.com/departments/view-all-departments/trans-aid>

## Geographic Coverage

**Primary Urbanized/Rural Area** Chattanooga, TN--GA  
**Service Area Population** 70,000  
**Service Area Sq. Miles** 162  
**Other Areas Served:** Georgia Non-UZA

## Assets

**Revenue Vehicles** 10  
**Service Vehicles**  
**Facilities**

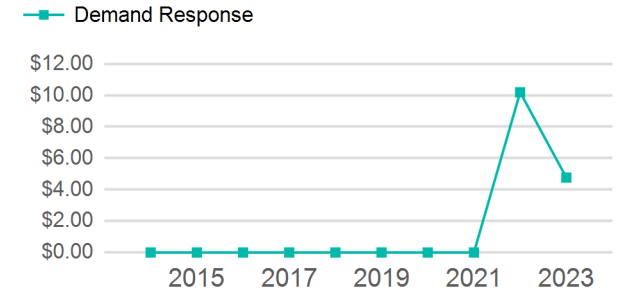
## Service Consumed

**Annual Unlinked Trips (UPT)** 19,304

## Service Supplied

**Annual Vehicle Revenue Miles (VRM)** 150,150  
**Annual Vehicle Revenue Hours (VRH)** 11,559  
**Vehicles Operated in Maximum Service (VOMS)** 8

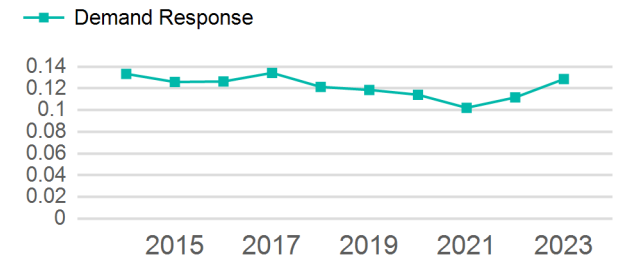
## Operating Expenses per Vehicle Revenue Mile



## Modal Characteristics

| Mode            | Annual Unlinked Passenger Trips | Directly Operated VOMS | Purchased Transportation VOMS | Annual Vehicle Revenue Miles | Annual Vehicle Revenue Hours |
|-----------------|---------------------------------|------------------------|-------------------------------|------------------------------|------------------------------|
| Demand Response | 19,304                          | 8                      | 0                             | 150,150                      | 11,559                       |
| <b>Total</b>    | <b>19,304</b>                   | <b>8</b>               | <b>0</b>                      | <b>150,150</b>               | <b>11,559</b>                |

## Unlinked Passenger Trip per Vehicle Revenue Mile



## Metrics

### Service Efficiency

### Service Effectiveness

| Mode            | OE per VRM    | OE per VRH     | UPT per VRM | UPT per VRH | OE per UPT     |
|-----------------|---------------|----------------|-------------|-------------|----------------|
| Demand Response | \$4.77        | \$61.90        | 0.1         | 1.7         | \$37.06        |
| <b>Total</b>    | <b>\$4.77</b> | <b>\$61.90</b> | <b>0.1</b>  | <b>1.7</b>  | <b>\$37.06</b> |

# 2023 Annual Agency Profile - Catoosa County (NTD ID 41086)

## 2023 Funding Breakdown

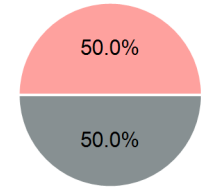
### Summary of Operating Expenses (OE)

| Mode            | Operating Expenses | Fare Revenues |
|-----------------|--------------------|---------------|
| Demand Response | \$715,483          | \$0           |
| <b>Total</b>    | <b>\$715,483</b>   | <b>\$0</b>    |

### Sources of Operating Funds Expended

|                                       |                  |
|---------------------------------------|------------------|
| Directly Generated                    | \$0              |
| Federal Government                    | \$357,741        |
| Local Government                      | \$357,742        |
| State Government                      | \$0              |
| <b>Total Operating Funds Expended</b> | <b>\$715,483</b> |

### Operating Funding Sources



### Capital Funding Sources



### Sources of Capital Funds Expended

|                                     |            |
|-------------------------------------|------------|
| Directly Generated                  | \$0        |
| Federal Government                  | \$0        |
| Local Government                    | \$0        |
| State Government                    | \$0        |
| <b>Total Capital Funds Expended</b> | <b>\$0</b> |

## 2023 Asset Management

|  |         |                           |      |
|--|---------|---------------------------|------|
| <b>Transit Asset Management (TAM) Tier</b> | Tier II | <b>TAM Sponsor NTD ID</b> | 4R03 |
|--|---------|---------------------------|------|

### Metrics

| Mode            | Average Fleet Age in Years |
|-----------------|----------------------------|
| Demand Response | 5.2                        |