

2023 Annual Agency Profile - City of Eufaula (NTD ID 41089)

Mailing Address: 545 E BARBOUR ST
EUFAULA, AL

<https://www.eufaulaalabama.com/165/Eufaula-Barbour-Transit-Authority>
Website: Authority

Service Consumed

Annual Unlinked Trips (UPT) 5,826

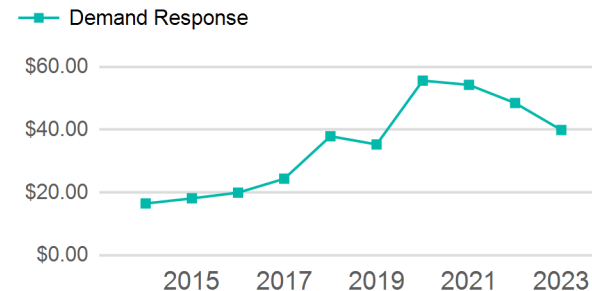
Service Supplied

Annual Vehicle Revenue Miles (VRM) 15,111

Annual Vehicle Revenue Hours (VRH) 1,015

Vehicles Operated in Maximum Service (VOMS) 4

Operating Expenses per Vehicle Revenue Mile



Assets

Revenue Vehicles 5

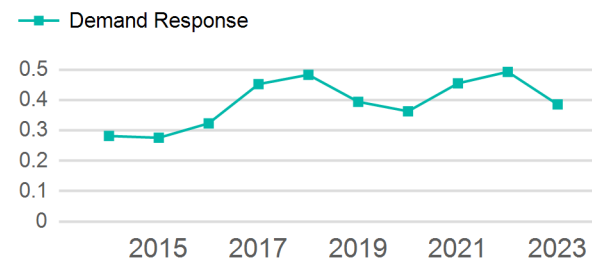
Service Vehicles

Facilities

Modal Characteristics

Mode	Annual Unlinked Passenger Trips	Directly Operated VOMS	Purchased Transportation VOMS	Annual Vehicle Revenue Miles	Annual Vehicle Revenue Hours
Demand Response	5,826	4	0	15,111	1,015
Total	5,826	4	0	15,111	1,015

Unlinked Passenger Trip per Vehicle Revenue Mile



Metrics

Service Efficiency

Service Effectiveness

Mode	OE per VRM	OE per VRH	UPT per VRM	UPT per VRH	OE per UPT
Demand Response	\$15.39	\$229.08	0.4	5.7	\$39.91
Total	\$15.39	\$229.08	0.4	5.7	\$39.91

2023 Annual Agency Profile - City of Eufaula (NTD ID 41089)

2023 Funding Breakdown

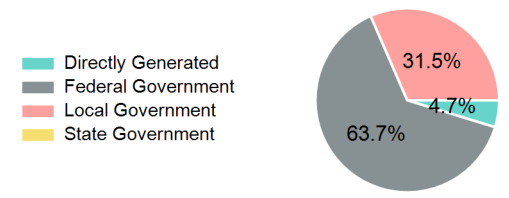
Summary of Operating Expenses (OE)

Mode	Operating Expenses	Fare Revenues
Demand Response	\$232,518	\$0
Total	\$232,518	\$0

Sources of Operating Funds Expended

Directly Generated	\$10,986
Federal Government	\$148,199
Local Government	\$73,333
State Government	\$0
Total Operating Funds Expended	\$232,518

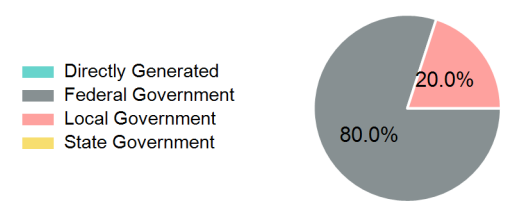
Operating Funding Sources



Sources of Capital Funds Expended

Directly Generated	\$0
Federal Government	\$8,473
Local Government	\$2,118
State Government	\$0
Total Capital Funds Expended	\$10,591

Capital Funding Sources



2023 Asset Management

Transit Asset Management (TAM) Tier	Tier II	TAM Sponsor NTD ID	4R01
--	---------	---------------------------	------

Metrics

Mode	Average Fleet Age in Years
Demand Response	10.8