

2023 Annual Agency Profile - Louisville WHEELS Transportation, Inc (NTD ID 41090)

Mailing Address: 1134 S PRESTON ST
LOUISVILLE, KY

Website:

Geographic Coverage

Primary Urbanized/Rural Area Louisville/Jefferson County, KY--IN
Service Area Population 628,594
Service Area Sq. Miles 773
Other Areas Served: Kentucky Non-UZA

Assets

Revenue Vehicles 56
Service Vehicles 6
Facilities 2

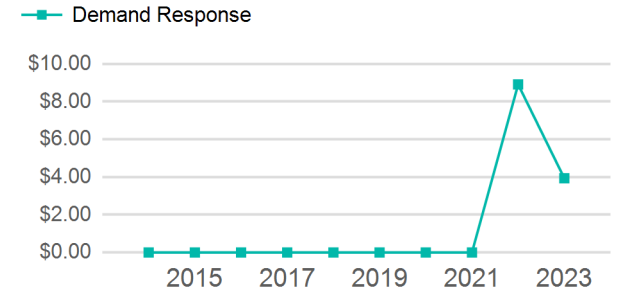
Service Consumed

Annual Unlinked Trips (UPT) 35,181

Service Supplied

Annual Vehicle Revenue Miles (VRM) 621,878
Annual Vehicle Revenue Hours (VRH) 33,820
Vehicles Operated in Maximum Service (VOMS) 29

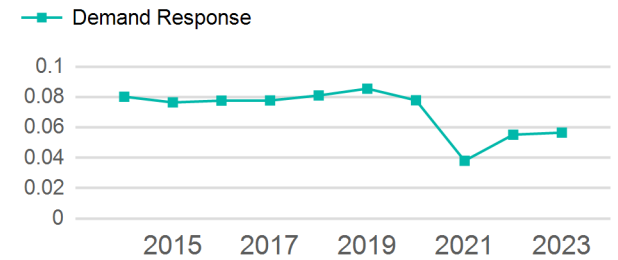
Operating Expenses per Vehicle Revenue Mile



Modal Characteristics

Mode	Annual Unlinked Passenger Trips	Directly Operated VOMS	Purchased Transportation VOMS	Annual Vehicle Revenue Miles	Annual Vehicle Revenue Hours
Demand Response	35,181	29	0	621,878	33,820
Total	35,181	29	0	621,878	33,820

Unlinked Passenger Trip per Vehicle Revenue Mile



Mode	Service Efficiency		Service Effectiveness		
	OE per VRM	OE per VRH	UPT per VRM	UPT per VRH	OE per UPT
Demand Response	\$3.93	\$72.30	0.1	1.0	\$69.50
Total	\$3.93	\$72.30	0.1	1.0	\$69.50

2023 Annual Agency Profile - Louisville WHEELS Transportation, Inc (NTD ID 41090)

2023 Funding Breakdown

Summary of Operating Expenses (OE)

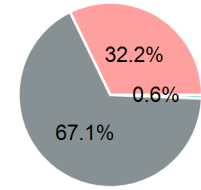
Mode	Operating Expenses	Fare Revenues
Demand Response	\$2,445,169	\$0
Total	\$2,445,169	\$0

Sources of Operating Funds Expended

Directly Generated	\$15,406
Federal Government	\$1,641,644
Local Government	\$788,119
State Government	\$0
Total Operating Funds Expended	\$2,445,169

Operating Funding Sources

- Directly Generated
- Federal Government
- Local Government
- State Government



Capital Funding Sources

- Directly Generated
- Federal Government
- Local Government
- State Government

Sources of Capital Funds Expended

Directly Generated	\$0
Federal Government	\$0
Local Government	\$0
State Government	\$0
Total Capital Funds Expended	\$0

2023 Asset Management

Transit Asset Management (TAM) Tier	Tier II	TAM Sponsor NTD ID	4R04
--	---------	---------------------------	------

Metrics

Mode	Average Fleet Age in Years
Demand Response	3.6