

2023 Annual Agency Profile - Northeast KY Area Development Council (NTD ID 41094)

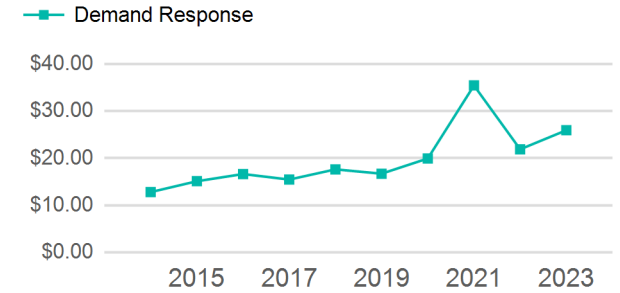
Mailing Address: 21039 W US HIGHWAY 60
OLIVE HILL, KY

Website: <http://www.nkcaa.net/index.php/programs/>

Service Consumed

Annual Unlinked Trips (UPT) 57,783

Operating Expenses per Vehicle Revenue Mile



Assets

Revenue Vehicles	28
Service Vehicles	1
Facilities	2

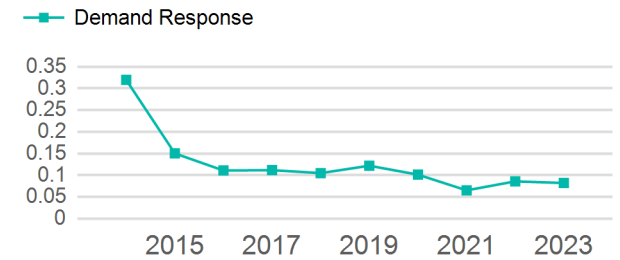
Service Supplied

Annual Vehicle Revenue Miles (VRM)	705,576
Annual Vehicle Revenue Hours (VRH)	54,919
Vehicles Operated in Maximum Service (VOMS)	28

Modal Characteristics

Mode	Annual Unlinked Passenger Trips	Directly Operated VOMS	Purchased Transportation VOMS	Annual Vehicle Revenue Miles	Annual Vehicle Revenue Hours
Demand Response	57,783	28	0	705,576	54,919
Total	57,783	28	0	705,576	54,919

Unlinked Passenger Trip per Vehicle Revenue Mile



Metrics

Mode	Service Efficiency		Service Effectiveness		
	OE per VRM	OE per VRH	UPT per VRM	UPT per VRH	OE per UPT
Demand Response	\$2.12	\$27.27	0.1	1.1	\$25.92
Total	\$2.12	\$27.27	0.1	1.1	\$25.92

2023 Annual Agency Profile - Northeast KY Area Development Council (NTD ID 41094)

2023 Funding Breakdown

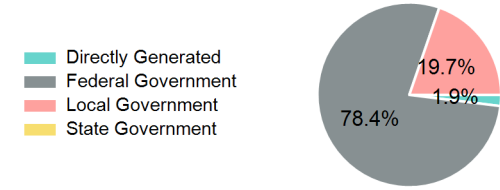
Summary of Operating Expenses (OE)

Mode	Operating Expenses	Fare Revenues
Demand Response	\$1,497,792	\$0
Total	\$1,497,792	\$0

Sources of Operating Funds Expended

Directly Generated	\$29,014
Federal Government	\$1,173,764
Local Government	\$295,014
State Government	\$0
Total Operating Funds Expended	\$1,497,792

Operating Funding Sources



Capital Funding Sources

Sources of Capital Funds Expended

Directly Generated	\$0
Federal Government	\$0
Local Government	\$0
State Government	\$0
Total Capital Funds Expended	\$0



2023 Asset Management

Transit Asset Management (TAM) Tier Tier II **TAM Sponsor NTD ID** 4R04

Metrics

Mode	Average Fleet Age in Years
Demand Response	4.8