

2023 Annual Agency Profile - Florida Department of Transportation (NTD ID 41095)

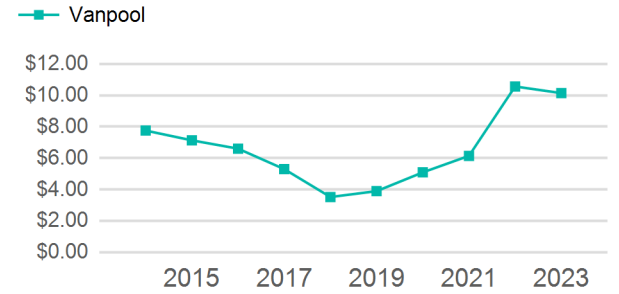
Mailing Address: 605 SUWANNEE ST
TALLAHASSEE, FL

Website: <https://www.commuterservices.com/marketing-resources/rural-vanpool-program/>

Service Consumed

Annual Unlinked Trips (UPT) 79,955

Operating Expenses per Vehicle Revenue Mile



Assets

Revenue Vehicles 36
Service Vehicles
Facilities

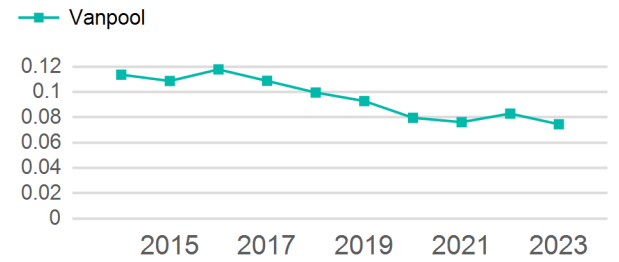
Service Supplied

Annual Vehicle Revenue Miles (VRM) 1,073,009
Annual Vehicle Revenue Hours (VRH) 21,190
Vehicles Operated in Maximum Service (VOMS) 40

Modal Characteristics

Mode	Annual Unlinked Passenger Trips	Directly Operated VOMS	Purchased Transportation VOMS	Annual Vehicle Revenue Miles	Annual Vehicle Revenue Hours
Vanpool	79,955	40	0	1,073,009	21,190
Total	79,955	40	0	1,073,009	21,190

Unlinked Passenger Trip per Vehicle Revenue Mile



Mode	Service Efficiency		Service Effectiveness		
	OE per VRM	OE per VRH	UPT per VRM	UPT per VRH	OE per UPT
Vanpool	\$0.76	\$38.26	0.1	3.8	\$10.14
Total	\$0.76	\$38.26	0.1	3.8	\$10.14

2023 Annual Agency Profile - Florida Department of Transportation (NTD ID 41095)

2023 Funding Breakdown

Summary of Operating Expenses (OE)

Mode	Operating Expenses	Fare Revenues
Vanpool	\$810,723	\$0
Total	\$810,723	\$0

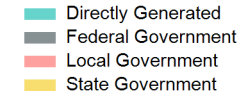
Sources of Operating Funds Expended

Directly Generated	\$449,235
Federal Government	\$361,488
Local Government	\$0
State Government	\$0
Total Operating Funds Expended	\$810,723

Operating Funding Sources



Capital Funding Sources



Sources of Capital Funds Expended

Directly Generated	\$0
Federal Government	\$0
Local Government	\$0
State Government	\$0
Total Capital Funds Expended	\$0

2023 Asset Management

Transit Asset Management (TAM) Tier	Tier II	TAM Sponsor NTD ID	4R02
--	---------	---------------------------	------

Metrics

Mode	Average Fleet Age in Years
Vanpool	1.5