

2023 Annual Agency Profile - Harlan County Community Action Agency, Inc. (NTD ID 41098)

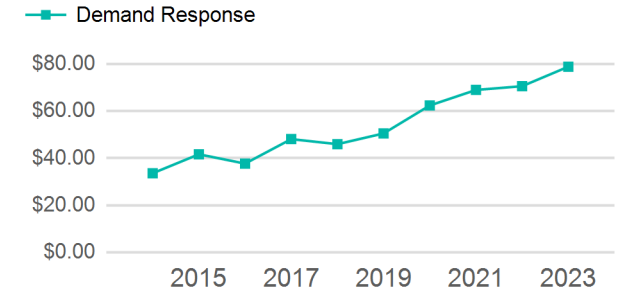
Mailing Address: 319 CAMDEN ST
HARLAN, KY

Website: <https://harlancountycaa.com/all-project-list/transportation/>

Service Consumed

Annual Unlinked Trips (UPT) 34,098

Operating Expenses per Vehicle Revenue Mile



Assets

Revenue Vehicles	61
Service Vehicles	
Facilities	1

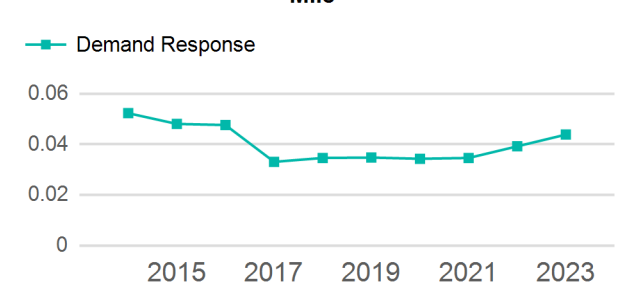
Service Supplied

Annual Vehicle Revenue Miles (VRM)	777,730
Annual Vehicle Revenue Hours (VRH)	54,198
Vehicles Operated in Maximum Service (VOMS)	53

Modal Characteristics

Mode	Annual Unlinked Passenger Trips	Directly Operated VOMS	Purchased Transportation VOMS	Annual Vehicle Revenue Miles	Annual Vehicle Revenue Hours
Demand Response	34,098	53	0	777,730	54,198
Total	34,098	53	0	777,730	54,198

Unlinked Passenger Trip per Vehicle Revenue Mile



Mode	Service Efficiency		Service Effectiveness		
	OE per VRM	OE per VRH	UPT per VRM	UPT per VRH	OE per UPT
Demand Response	\$3.46	\$49.58	0.0	0.6	\$78.81
Total	\$3.46	\$49.58	0.0	0.6	\$78.81

2023 Annual Agency Profile - Harlan County Community Action Agency, Inc. (NTD ID 41098)

2023 Funding Breakdown

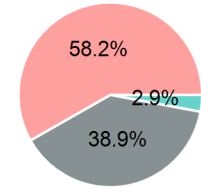
Summary of Operating Expenses (OE)

Mode	Operating Expenses	Fare Revenues
Demand Response	\$2,687,120	\$0
Total	\$2,687,120	\$0

Sources of Operating Funds Expended

Directly Generated	\$79,028
Federal Government	\$1,043,996
Local Government	\$1,564,096
State Government	\$0
Total Operating Funds Expended	\$2,687,120

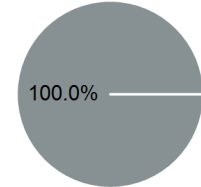
Operating Funding Sources



Sources of Capital Funds Expended

Directly Generated	\$0
Federal Government	\$185,507
Local Government	\$0
State Government	\$0
Total Capital Funds Expended	\$185,507

Capital Funding Sources



Transit Asset Management (TAM) Tier

Tier II

2023 Asset Management

TAM Sponsor NTD ID

4R04

Metrics

Mode	Average Fleet Age in Years
Demand Response	5.7