

# 2023 Annual Agency Profile - City of Gatlinburg (NTD ID 41102)

**Mailing Address:** 1230 E PARKWAY  
GATLINBURG, TN

**Website:** <http://www.gatlinburgtrolley.org>

## Service Consumed

**Annual Unlinked Trips (UPT)** 667,302

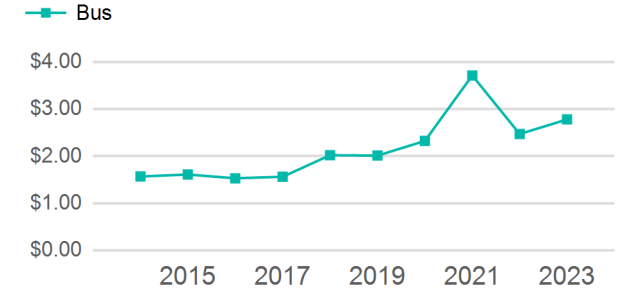
## Service Supplied

**Annual Vehicle Revenue Miles (VRM)** 211,074

**Annual Vehicle Revenue Hours (VRH)** 19,849

**Vehicles Operated in Maximum Service (VOMS)** 5

## Operating Expenses per Vehicle Revenue Mile



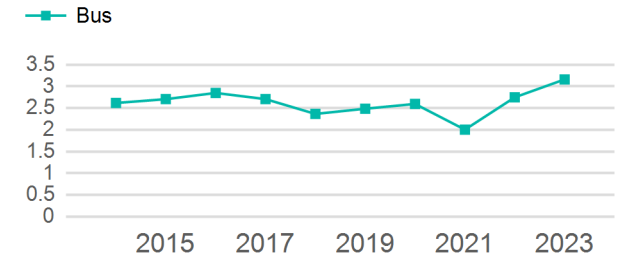
## Assets

<b>Revenue Vehicles</b>	20
<b>Service Vehicles</b>	5
<b>Facilities</b>	1

## Modal Characteristics

Mode	Annual Unlinked Passenger Trips	Directly Operated VOMS	Purchased Transportation VOMS	Annual Vehicle Revenue Miles	Annual Vehicle Revenue Hours
Bus	667,302	5	0	211,074	19,849
<b>Total</b>	<b>667,302</b>	<b>5</b>	<b>0</b>	<b>211,074</b>	<b>19,849</b>

## Unlinked Passenger Trip per Vehicle Revenue Mile



## Metrics

### Service Efficiency

### Service Effectiveness

Mode	OE per VRM	OE per VRH	UPT per VRM	UPT per VRH	OE per UPT
Bus	\$8.79	\$93.43	3.2	33.6	\$2.78
<b>Total</b>	<b>\$8.79</b>	<b>\$93.43</b>	<b>3.2</b>	<b>33.6</b>	<b>\$2.78</b>

# 2023 Annual Agency Profile - City of Gatlinburg (NTD ID 41102)

## 2023 Funding Breakdown

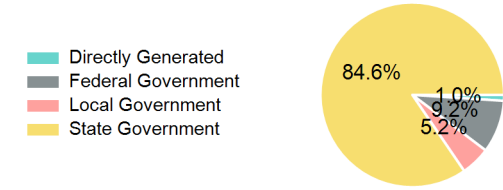
### Summary of Operating Expenses (OE)

Mode	Operating Expenses	Fare Revenues
Bus	\$1,854,491	\$0
<b>Total</b>	<b>\$1,854,491</b>	<b>\$0</b>

### Sources of Operating Funds Expended

Directly Generated	\$19,110
Federal Government	\$171,169
Local Government	\$96,013
State Government	\$1,568,199
<b>Total Operating Funds Expended</b>	<b>\$1,854,491</b>

### Operating Funding Sources



### Capital Funding Sources

### Sources of Capital Funds Expended

Directly Generated	\$0
Federal Government	\$0
Local Government	\$0
State Government	\$0
<b>Total Capital Funds Expended</b>	<b>\$0</b>



## 2023 Asset Management

Transit Asset Management (TAM) Tier: Tier II TAM Sponsor NTD ID: 4R08

### Metrics

Mode	Average Fleet Age in Years
Bus	11.6