

2023 Annual Agency Profile - Wheeler County (NTD ID 41103)

Mailing Address: 20 W FOREST AVE
ALAMO, GA

Website: <https://www.wheelercounty.org/>

Service Consumed

Annual Unlinked Trips (UPT) 2,652

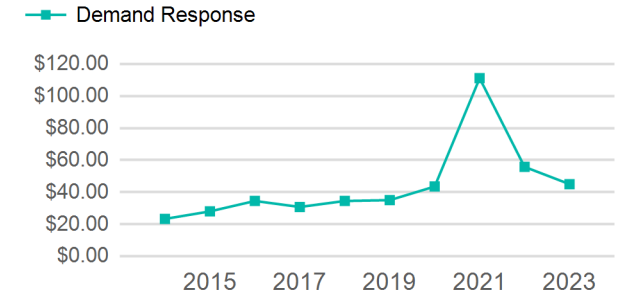
Assets

Revenue Vehicles 2
Service Vehicles
Facilities

Service Supplied

Annual Vehicle Revenue Miles (VRM) 47,056
Annual Vehicle Revenue Hours (VRH) 2,090
Vehicles Operated in Maximum Service (VOMS) 2

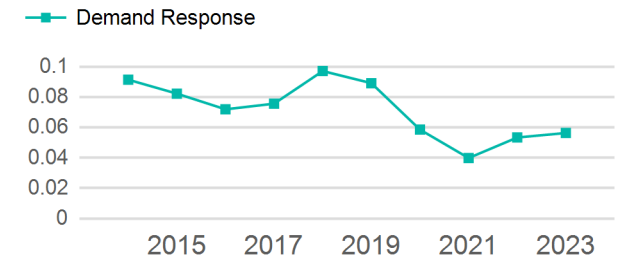
Operating Expenses per Vehicle Revenue Mile



Modal Characteristics

Mode	Annual Unlinked Passenger Trips	Directly Operated VOMS	Purchased Transportation VOMS	Annual Vehicle Revenue Miles	Annual Vehicle Revenue Hours
Demand Response	2,652	2	0	47,056	2,090
Total	2,652	2	0	47,056	2,090

Unlinked Passenger Trip per Vehicle Revenue Mile



Mode	Service Efficiency		Service Effectiveness		
	OE per VRM	OE per VRH	UPT per VRM	UPT per VRH	OE per UPT
Demand Response	\$2.54	\$57.13	0.1	1.3	\$45.03
Total	\$2.54	\$57.13	0.1	1.3	\$45.03

2023 Annual Agency Profile - Wheeler County (NTD ID 41103)

2023 Funding Breakdown

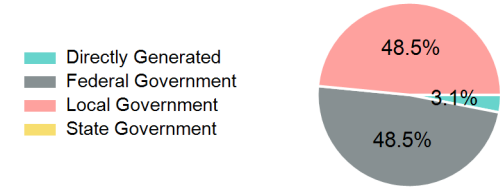
Summary of Operating Expenses (OE)

Mode	Operating Expenses	Fare Revenues
Demand Response	\$119,407	\$0
Total	\$119,407	\$0

Sources of Operating Funds Expended

Directly Generated	\$3,656
Federal Government	\$57,874
Local Government	\$57,877
State Government	\$0
Total Operating Funds Expended	\$119,407

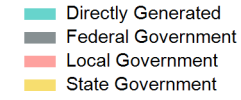
Operating Funding Sources



Capital Funding Sources

Sources of Capital Funds Expended

Directly Generated	\$0
Federal Government	\$0
Local Government	\$0
State Government	\$0
Total Capital Funds Expended	\$0



2023 Asset Management

Transit Asset Management (TAM) Tier	Tier II	TAM Sponsor NTD ID	4R03
--	---------	---------------------------	------

Metrics

Mode	Average Fleet Age in Years
Demand Response	4.0